



# STRONGER THAN STEEL

QUALITY EDGE STEEL SIDING



A black steam locomotive is positioned on a set of train tracks. The locomotive's front features a large circular boiler door and a single headlight at the top. The tracks lead towards the locomotive, and the background is filled with trees under a cloudy sky. A white rectangular box is superimposed over the middle of the image, containing the text 'DESIGN + FUNCTION'.

# DESIGN + FUNCTION

There are two key elements that every house needs to be a home, **DESIGN + FUNCTION**. Your home needs to be *beautiful* while also standing the tests of mother nature & time. As a homeowner, you choose beauty first then function. Vesta & TruCedar are inspired by nature, created to emulate the lines, colors and textures of our surroundings. **A BEAUTIFUL HOME IS A BETTER HOME.** Each siding panel is forged by steel and fortified by our Kynar paint system to stand the tests of time. **A BALANCED HOME IS A BETTER HOME.**





A BEAUTIFUL  
HOME IS A  
**BETTER  
HOME**

MODERN &  
CONTEMPORARY

A modern or contemporary spin on traditional styles

MOODY COLOR  
PALETTES

Greys mixed with earth-tones to complement white

MIXED  
MATERIALS

Same but different. A mix of profiles in one color.

NATURALLY  
WARM ACCENTS

Elements of the earth to accent moody or monotone palettes.



# MODERN + CONTEMPORARY SPIN

Mid  
Century



Vesta Plank in Driftwood and Autumn Thistle

Modern  
Mountain



TruCedar Single 8" in Bennington Beige | TruCedar 6" Board & Batten in Ironstone | Drip edge, soffit and trim in Ironstone

Modern  
Farmhouse



Vesta Plank in White | Trim in Black





SAME COLOR PALETTE |  
MIXED MATERIALS



WARM  
ACCENTS







**MAINTENANCE  
FREEDOM**

A BALANCED HOME  
IS A BETTER HOME

50  
YEAR  
PANEL & PAINT  
WARRANTY





Water  
Management



Panel  
Warranty



FUNCTION

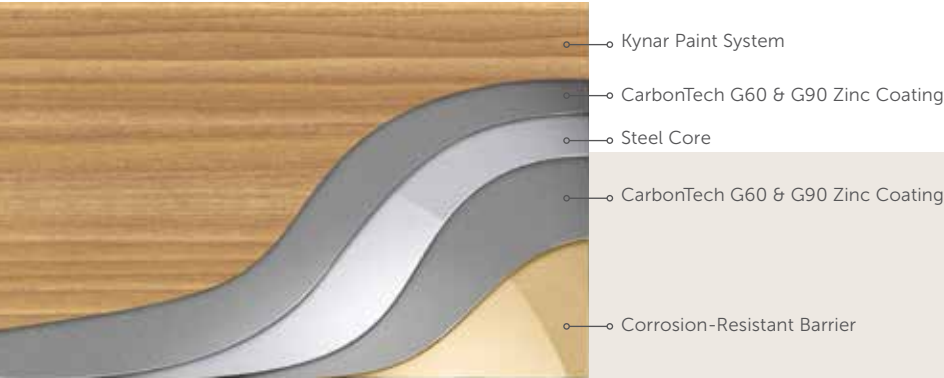
## WATER MANAGEMENT

Designed not to need a rain screen, QE Steel Siding has pre engineered weep holes and a factory edge lap system to continually move water away from the home.

**Moisture is the enemy of every home. A dry home is a forever home.**  
Wind-driven rain is no longer an issue—QE Steel Siding lines work to prevent mold, mildew and structural damage caused by trapped moisture.

## PANEL WARRANTY

**G90 & G60 | Hot Dip Galvanized**  
Reinforced with our hot dip galvanized steel process, the zinc infusions and corrosion barrier protect the panel from deteriorating over time.





Wind  
Rating



Fire  
Rating



FUNCTION

## WIND RATING

During ASTM Testing in Florida, our Steel Siding passed each of the 6 pressure tests and performed so well that the studs blew out before there was any deformation of the siding panels.

**Meets ASTM E1592-05**  
Florida Building Code | Florida Residential Code  
QE Steel Siding has passed some of the most rigorous testing in the industry meeting many high wind structural zone requirements.


## FIRE RATING

The Class A Fire Rating is the highest that can be achieved for flame & smoke spread. Our Steel Siding earned this rating which allows for builders and contractors to confidently design homes and buildings to meet requirements around the country.

*Class A has an FSR of 0 to 25, making our steel siding able to withstand fire for longer than any of the other classifications of fire ratings.*

**Class A Fire Rating**  
ASTM E84-18B: NOT SPREADING SMOKE OR FLAME  
ASTM E119: NOT ADDING FUEL TO THE FIRE





Paint  
Warranty

Impact  
Rating

FUNCTION

## PAINT WARRANTY

Designing an exterior cladding that requires little to no maintenance starts with the paint. Our Kynar Paint will withstand the harmful UV rays that breakdown color pigmentation.

Warranty: Lifetime, 1 Ownership Transfer Proration

## IMPACT RATING

QE Steel Siding's G90 & G60's steel core, zinc stabilized panels have been engineered to withstand some of the worst mother nature has to throw at.

### CHALK

ASTM D4214 –Method A  
Covering 8 hunter units  
over the lifetime of the  
panel.

### FADE

Covering 5 hunter  
units over the lifetime  
of the panel.

START

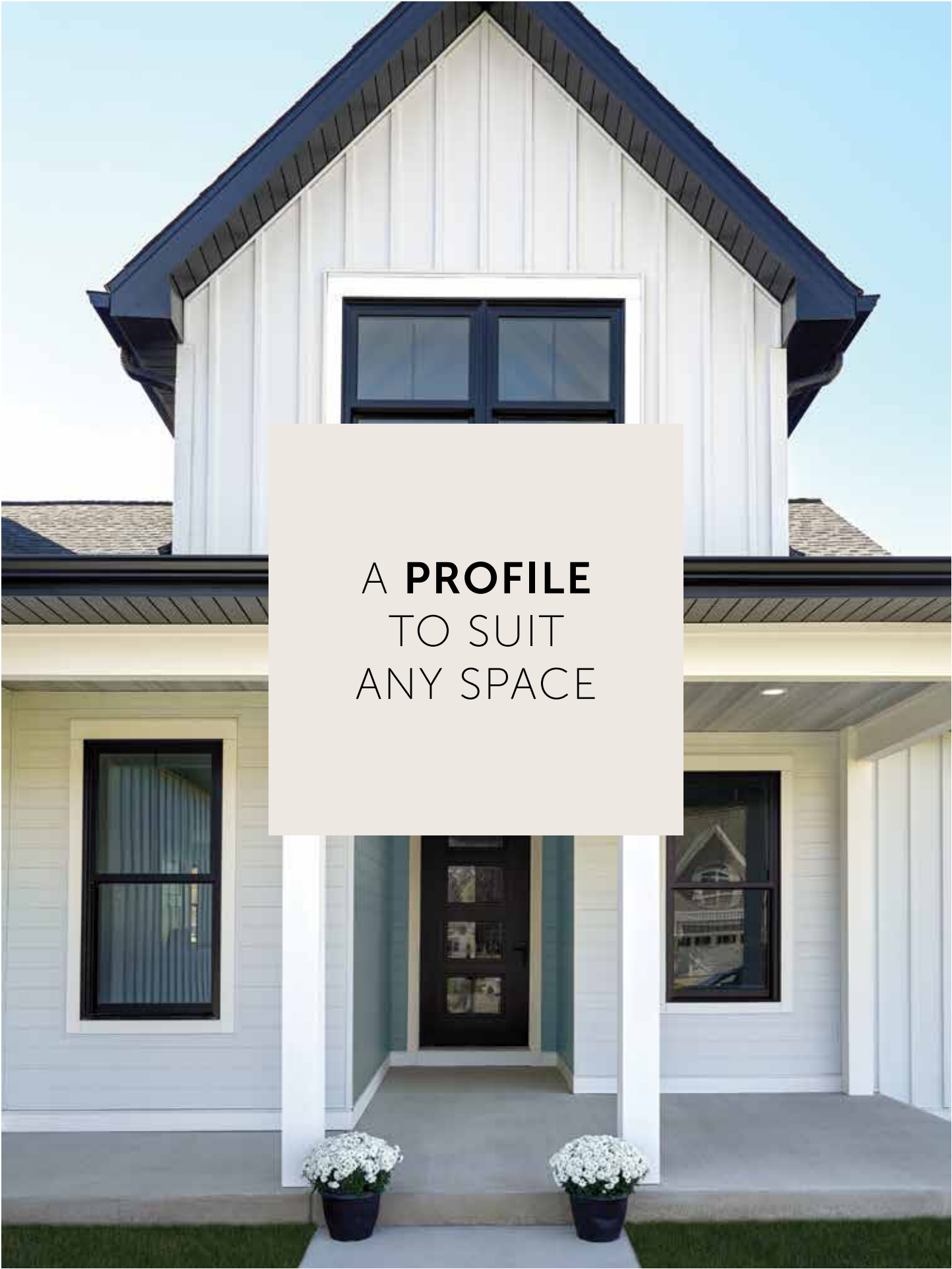
+15 YEARS

START				+15 YEARS	
ORIGINAL	KYNAR®	SMP	POLYESTER	VESTA® & TRUCEDAR®	

### Class 4 Impact Resistance Rating UL2218

It withstands the steel ball test from 20 ft, showing no evidence of tearing, fracturing, cracking, splitting, rupture, crazing or other evidence of opening.





A **PROFILE**  
TO SUIT  
ANY SPACE



TruCedar in 6" Board & Batten | Vesta Plank in White & Tourmaline | Fascia, soffit and trim in Black



## VESTA 5" PLANK SIDING

With modern technology in metal coatings and a classic design construction, Vesta steel siding reinvents ship lap for the modern era. Exchanging wood decay and paint chipping that happens on real-wood siding, Vesta's zinc-coated steel core, Kynar finish, and authentic woodgrain or solid design provides an enduring residential design with a modern twist on a classic silhouette.

STEEL 0.020" | FINISHES: KYNAR® 500 CARBONTECH90 & KYNAR | HEIGHT: 6.5" | EXPOSURE: 5" | LENGTHS: 8 & 12 FT

U.S. Patents: 10,508,455 & 10,760,282 U.K. Patent: 2,588,713 Canadian Patent Pending



Vesta Plank in Gilded Grain



## TRUCEDAR 10" BOARD & BATTEN

Board & Batten siding offers tight seams, designed for enhanced weather resistance without compromising the clean, polished look. Inspired by turn of the century construction, the resurgence of Board & Batten profiles provides an upgraded design for traditional or modern homes.

STEEL 0.016" | FINISHES: HD2 WOODGRAIN CARBONTECH60 & SOLID KYNAR | HEIGHT: 11.88" | EXPOSURE: 10" | LENGTH: 10 FT



Tru Cedar 10" Board & Batten  
in Napa Vine



## TRUCEDAR 6" BOARD & BATTEN

Used alone or combined with the 10" Board & Batten, the 6" Board & Batten profile offers architecturally interesting designs. Built to mimic real cedar, 6" Board & Batten siding creates a tight siding fit that withstands weather like rain and snow without compromising the design or durability.

STEEL 0.016" | FINISHES: HD2 WOODGRAIN CARBONTECH60 & SOLID KYNAR | HEIGHT: 7.88" | EXPOSURE: 6" | LENGTH: 10 FT



TruCedar 6" Board & Batten in Weathered Wood



## TRUCEDAR 6" DUTCH LAP

Designed to emulate the appearance of hand-carved wood siding achieved through a decorative groove at the top of each board, Dutch Lap siding adds traditional charm to any style home design. In addition to its timeless look, Dutch Lap siding is built for the elements to stand up for a lifetime without impacting the color, design, or durability.

STEEL 0.016" | FINISHES: HD2 WOODGRAIN CARBONTECH60 & SOLID KYNAR | HEIGHT: 7" | EXPOSURE: 6.13" | LENGTH: 12 FT 6 ½"





## TRUCEDAR 6" SINGLE LAP

Our 6" lap siding was designed with the homeowner in mind, combining durability and aesthetics, featuring a profile with an anti-corrosive and abrasive-resistant shell. Tighter seams, that won't expand and contract with temperature swings, mean your home is protected from the elements for lasting curb appeal.

STEEL 0.016" | FINISHES: HD2 WOODGRAIN CARBONTECH60 & SOLID KYNAR | HEIGHT: 7" | EXPOSURE: 6.13" | LENGTH: 12 FT 6 ½"



TruCedar 6" Single Lap in English Saddle



## TRUCEDAR 8" SINGLE LAP

With a classic look making a comeback, the 8" lap profile combines the classic larger profile look with the modern benefits of steel siding. Built with longevity in mind, our 8" lap profile offers a high return on investment while also maintaining its top rating in environmental siding offering on the market because it's built to last a lifetime.

STEEL 0.016" | FINISHES: HD2 WOODGRAIN CARBONTECH60 & SOLID KYNAR | HEIGHT: 8.75" | EXPOSURE: 8" | LENGTH: 12 FT 6 1/2"



TruCedar 8" Single Lap & 6" Board & Batten in White



## TRUCEDAR 4" DOUBLE LAP

Double 4" siding stands out with its traditional horizontal profile, tight seams, and architectural look. Available in multiple woodgrain or solid colors, the Double 4" profile is an ideal choice to wrap an entire home or accent key design details with its tight look.

STEEL 0.016" | FINISHES: HD2 WOODGRAIN CARBONTECH60 & SOLID KYNAR | HEIGHT: 8.75" | EXPOSURE: 8" | LENGTH: 12 FT 6 ½"







Vesta Plank in Autumn Thistle | Fascia, drip edge and trim in Black

VESTA® HD3 WOODGRAIN COLORS

<div>484</div> <div>Dark Espresso</div>	<div>485</div> <div>Aged Walnut</div>	<div>480</div> <div>Autumn Thistle</div>	<div>486</div> <div>Amber Cherry</div>	<div>489</div> <div>Warm Teak</div>	<div>482</div> <div>Gilded Grain</div>
<div>481</div> <div>Driftwood</div>	<div>488</div> <div>Smokey Ash</div>	<div>487</div> <div>Natural Oak</div>	<div>483</div> <div>Sand Dollar</div>		

VESTA® SOLID COLORS

<div>414</div> <div>Ironstone</div>	<div>470</div> <div>Midnight Blue</div>	<div>467</div> <div>Evening Shade</div>	<div>466</div> <div>Tourmaline</div>	<div>465</div> <div>Sea Glass</div>
<div>468</div> <div>Fawn</div>	<div>462</div> <div>Silver Lining</div>	<div>469</div> <div>Fresh Canvas</div>	<div>503</div> <div>Eggshell</div>	<div>280</div> <div>White</div>

TRUCEDAR® HD2 WOODGRAIN COLORS

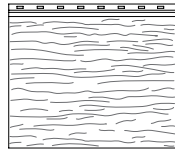
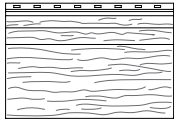
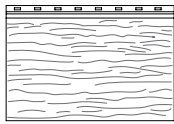
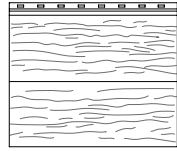
<div>106</div> <div>Timber Ash</div>	<div>416</div> <div>Spruce</div>	<div>M17</div> <div>English Saddle</div>	<div>M16</div> <div>Cider Mill</div>	<div>M15</div> <div>Napa Vine</div>	<div>109</div> <div>Cedar</div>	<div>108</div> <div>Weathered Wood</div>
--------------------------------------	----------------------------------	--	--------------------------------------	-------------------------------------	---------------------------------	--

TRUCEDAR® SOLID COLORS

<div>411</div> <div>Cottage Red</div>	<div>307</div> <div>Ripe Olive</div>	<div>470</div> <div>Midnight Blue</div>	<div>405</div> <div>Foothill Blue</div>	<div>467</div> <div>Evening Shade</div>	
<div>425</div> <div>Statuary Bronze</div>	<div>414</div> <div>Ironstone</div>	<div>415</div> <div>Gray Dusk</div>	<div>462</div> <div>Silver Lining</div>	<div>805</div> <div>Pewter</div>	<div>280</div> <div>White</div>
<div>410</div> <div>Thatch</div>	<div>468</div> <div>Fawn</div>	<div>509</div> <div>Norwood</div>	<div>401</div> <div>Bennington Beige</div>	<div>469</div> <div>Fresh Canvas</div>	<div>503</div> <div>Eggshell</div>

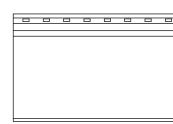

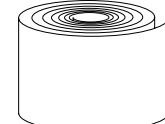
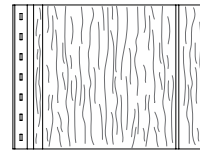



TRUCEDAR® STEEL SIDING



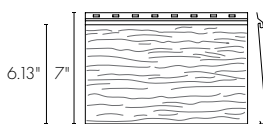
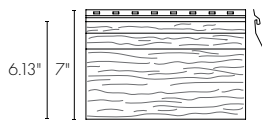
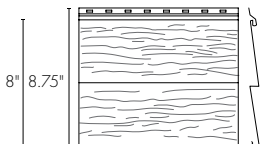

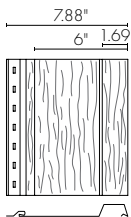
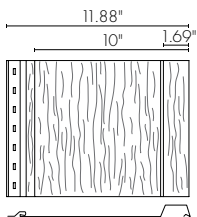
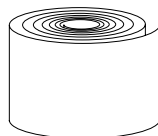


PROFILE	DOUBLE 4"	SINGLE 6"	SINGLE 6" DUTCH LAP	SINGLE 8"
	Solid & HD2 Woodgrain	Solid & HD2 Woodgrain	Solid & HD2 Woodgrain	Solid & HD2 Woodgrain
109 Cedar	•	•	•	•
M16 Cider Mill	•	•	•	•
M17 English Saddle	•	•	•	•
M15 Napa Vine	•	•	•	•
416 Spruce	•	•	•	•
106 Timber Ash	•	•	•	•
108 Weathered Wood	•	•	•	•
401 Bennington Beige	•	•	•	•
411 Cottage Red	•	•	•	•
405 Foothill Blue	•	•	•	•
415 Gray Dusk	•	•	•	•
805 Pewter	•	•	•	•
509 Norwood	•	•	•	•
307 Ripe Olive	•	•	•	•
425 Statuary Bronze	•	•	•	•
410 Thatch	•	•	•	•
503 Eggshell	•	•	•	•
467 Evening Shade	•	•	•	•
468 Fawn	•	•	•	•
469 Fresh Canvas	•	•	•	•
414 Ironstone	•	•	•	•
470 Midnight Blue	•	•	•	•
462 Silver Lining	•	•	•	•
280 White	•	•	•	•
465 Sea Glass				
466 Tourmaline				
485 Aged Walnut				
486 Amber Cherry				
480 Autumn Thistle				
484 Dark Espresso				
481 Driftwood				
482 Gilded Grain				
487 Natural Oak				
483 Sand Dollar				
488 Smokey Ash				
489 Warm Teak				

## VESTA STEEL SIDING®

[illegible]



			
VESTA PLANK SIDING 5" PLANK - SOLID	VESTA PLANK SIDING 5" PLANK - WOODGRAIN		
			
SINGLE 6"	SINGLE 6" DUTCH LAP	DOUBLE 4"	SINGLE 8"
			
6" BOARD & BATTEN	10" BOARD & BATTEN	SEAMLESS SIDING COIL <i>Non-Embossed, multiple size options</i>	

PRODUCT LINES

TruCedar® Steel Siding  
Vesta Steel Siding®

COATING

Vesta:  
Kynar 500® (70% PVDF) – Woodgrains  
Kynar® (50% PVDF) – Solids

TruCedar:  
Kynar® (50% PVDF) – TruCedar Lap and Board & Batten

TEXTURE

Vesta: Smooth  
TruCedar: Embossed Woodgrain

MATERIAL

Steel

THICKNESS

0.020" (Vesta Panels)  
0.016" (TruCedar & Accessories)

APPLICATION

Horizontal: TruCedar, Vesta  
Vertical: TruCedar Board & Batten, Vesta

COLOR AVAILABILITY

Solid & Woodgrain

Please see our Spec Guide for complete color availability.  
[www.QualityEdge.com/Resources](http://www.QualityEdge.com/Resources)

PATENT/COPYRIGHT

U.S. Patent Nos.: 10,508,455 | 10,760,282  
U.K. Patent No.: 2,588,713  
Canadian Patent Pending

© Sand Dollar Woodgrain Artwork VAu1-378-183  
© Driftwood Woodgrain Artwork VAu1-378-232  
© Autumn Thistle Woodgrain Artwork VAu1-378-233  
© Gilded Grain Woodgrain Artwork VAu 1-382-425

STRUCTURAL PERFORMANCE RATING

ASTM E1592-05

IMPACT RESISTANCE RATING

UL2218 Class 4 Rating

FLAME SPREAD AND SMOKE DEVELOPED RATINGS

ASTM E84 -18b Class A Rating

ACCELERATE TESTS

Humidity Cabinet: panels given 90° bend and subjected to 100% Relative Humidity at 100°F (+/- 5° F) for 1,000 hours; no blistering, cracking, loss of gloss or peeling and no softening after 24-hour recovery. SALT SPRAY When subject to a 5% salt solution (ASTM B117), shall withstand 1,000 hours exposure without blistering or loss of adhesion.

WEATHEROMETER

Tested in accordance with ASTM D822-57T after period of 2,000 actual light hours with humidity control shall show no cracking, crazing or loss of adhesion. Chalking: No greater than ASTM D 659-44 No.10 rating, based on a scale of 10 being excellent, no more than 8 Hunter ΔE units. Color Change: No more than 8 Hunter ΔE units.

BUILDING CODE RATINGS

R703.3 Wall Covering Nominal Thickness and attachments.  
Source: IRC 2018

TECHNICAL SUPPORT

Complete technical information and literature is available at:  
[www.QualityEdge.com/Support](http://www.QualityEdge.com/Support)

INSTALLATION SUPPORT

Installation information is available at:  
[www.QualityEdge.com/Resources](http://www.QualityEdge.com/Resources)

WARRANTY

Applies only to building products installed in the fifty United States and District of Columbia. For complete warranty information, registration and claims, visit: [www.QualityEdge.com/Warranties](http://www.QualityEdge.com/Warranties)





GRAND RAPIDS • DALLAS • SAVANNAH

[QUALITYEDGE.COM](https://www.qualityedge.com)