



HARNESS THE AIR

QUALITY EDGE SOFFIT





DESIGN + FUNCTION

There are two key elements that every house needs to be a home, **DESIGN + FUNCTION**. Your home needs to be *beautiful* while also standing the tests of mother nature & time.

At Quality Edge we start with thinking about design – finding a way to hide the ugly holes – allowing your overhangs to make a statement. **A BEAUTIFUL HOME IS A BETTER HOME**. Each design is supported with the highest function because **A BALANCED HOME IS A BETTER HOME**. Resulting in a home that is beautifully balanced.

According to Air Advice

9 out of 10 American homes are breathing unhealthy indoor air. Over 91% of homes tested show elevated particle allergen levels.

According to Lawrence Berkley Laboratory

Poorly ventilated homes have been reported to be one of the leading causes of moisture build up, mold, mildew and rot in attics.



A BEAUTIFUL
HOME IS A
**BETTER
HOME**

MAKE A
STATEMENT

Overhangs continue trending from minimal to dramatic eaves, with homeowners achieving an architectural statement for their home.

COMPLEMENT
YOUR HOME

Soffit eaves, once expansive to provide shade and protection, are making a comeback with extended soffits and porches.

CREATE AN
ACCENT

With the investment in overhangs, homeowners are incorporating woodgrain colors and bold, rich solid colors to complete the look.



A BALANCED HOME IS A BETTER HOME

MOISTURE IS THE ENEMY OF ALL HOMES

and without proper ventilation could lead to catastrophic consequences.

NOT BALANCED

WOOD ROT

Moisture attaches itself to a home's wood framing, weakening the integrity of the materials, costing thousands.

MOLDY AIR

Air with mold and mildew spores can cause catastrophic health concerns like asthma and cancerous risks.

INSULATION FAILURE

Wet insulation reduces the effectiveness and integrity of insulation driving higher heating and cooling costs.

BALANCED

SOLID STRUCTURE

With proper ventilation, the wood substructures of a home maintain their strength and longevity.

CLEAN AIR

Proper indoor air quality in a home protects the health of the inhabitants inside.

LOWER ENERGY COSTS

Homes with effective ventilation reduces heating and cooling costs throughout every type of climate.





Vesta Plank Soffit & Siding in Gilded Grain



TruVent Hidden Vent Soffit in White








Vesta Plank Soffit in Gilded Grain



Vesta Plank Soffit & Siding in Natural Oak



Vesta Plank in White

Exposed Ventilation	 <p>TRULINE® HP & TS D5, D6, 12" & 16" Solid</p>	 <p>TRULINE® HP & TS 12" & 16" Center Vent</p>	 <p>TRULINE® HP & TS D5, D6, 12" & 16" Full Vent</p>
Concealed Ventilation	 <p>TRUVENT® Hidden Vent Soffit</p>		
Designer Ventilation	 <p>VESTA 5" Plank Soffit - Full Vent & Solid</p>		

VESTA 5" PLANK SOFFIT

This uniquely designed woodgrain plank profile creates a natural look that not only promotes airflow efficiency but also eliminates the need for regular maintenance due to rapid deterioration that often happens with traditional wood soffits.

Quality Edge® offers a durable, low-maintenance Vesta Plank Soffit available to add elegance to any overhang.

STEEL 0.020" | FINISHES: KYNAR® 500 CARBONTECH90 & KYNAR | HEIGHT: 6.5" | EXPOSURE: 5" | LENGTHS: 8 & 12 FT | NFA: 11.4 PER PANEL

U.S. Patents: 10,508,455 & 10,760,282 U.K. Patent: 2,588,713 Canadian Patent Pending




Vesta Plank Soffit in Gilded Grain

TRUVENT® WOODGRAIN HIDDEN VENT SOFFIT

Introducing the first-of-its-kind woodgrain soffit with hidden ventilation. TruVent hidden vent soffit features a patented design that conceals the ventilation, making a design statement without compromising the performance. The naturally inspired woodgrains create a stunning design statement, enhancing the overhangs and beauty of any home design.

ALUMINUM 0.019" | FINISH: Q800 TUFFTECH™ | HEIGHT: 12" | LENGTH: 12 FT | NFA: 11.0

U.S. Patent: 7,137,224 Canadian Patent: 2,496,496



Concealed
Ventilation

TRUVENT® HIDDEN VENT SOFFIT

Engineered without compromise, TruVent® Hidden Vent Soffit, with it's patented design, gives you premium style without sacrificing performance.

The carefully designed aluminum soffit offers the ideal strength-to-weight ratio, creating the crisp, clean design of the angled vent system. The result is beautiful—and a breeze to install.

ALUMINUM 0.019" | FINISH: Q800 TUFFTECH™ | HEIGHT: 12" | LENGTH: 12 FT | NFA: 11.0

U.S. Patent: 7,137,224 Canadian Patent: 2,496,496




TruVent Hidden Vent Soffit in Black

Exposed
Ventilation

TRULINE®
PERFORMANCE DRIVEN SOFFIT

Engineered for ultimate ventilation, TruLine is a performance-driven soffit designed to maximize the amount of airflow with a wide range of ventilation options. Developed using our exclusive boundary-pushing performance process, TruLine is one of the most effective soffits available on the market.

ALUMINUM: 0.016" & 0.019" | FINISH: Q800 TUFFTECH™ | HEIGHT OPTIONS: 12", 16", D5 & D6 | LENGTH: 12 FT
NFA: 12" FULL VENT: 19.6 16" FULL VENT: 19.1 D5 & D6: 12.0





A **PALETTE**
TO SUIT
ANY EXTERIOR

Vesta Plank in Ironstone, Vesta Soffit in Driftwood

VESTA® SOFFIT HD3 WOODGRAIN & SOLID COLORS

<div>484</div> <div>Dark Espresso</div>	<div>485</div> <div>Aged Walnut</div>	<div>480</div> <div>Autumn Thistle</div>	<div>486</div> <div>Amber Cherry</div>	<div>489</div> <div>Warm Teak</div>	<div>482</div> <div>Gilded Grain</div>
<div>481</div> <div>Driftwood</div>	<div>488</div> <div>Smokey Ash</div>	<div>487</div> <div>Natural Oak</div>	<div>483</div> <div>Sand Dollar</div>		
<div>414</div> <div>Ironstone</div>	<div>280</div> <div>White</div>				

TRUVENT® WOODGRAIN

<div>943</div> <div>Karri</div>	<div>948</div> <div>Medium Teak</div>
---------------------------------	---------------------------------------

TRUVENT® & TRULINE® Q800® SOLID COLORS

<div>518</div> <div>Black</div>	<div>414</div> <div>Ironstone</div>	<div>502</div> <div>Brown</div>	<div>507</div> <div>Mocha</div>	<div>508</div> <div>Musket</div>	<div>511</div> <div>Terratone</div>	<div>411</div> <div>Cottage Red</div>
<div>470</div> <div>Midnight Blue</div>	<div>522</div> <div>Forest</div>	<div>467</div> <div>Evening Shade</div>	<div>605</div> <div>Eldridge Gray</div>	<div>204</div> <div>Granite</div>	<div>462</div> <div>Silver Lining</div>	<div>805</div> <div>Pewter</div>
<div>468</div> <div>Fawn</div>	<div>509</div> <div>Norwood</div>	<div>807</div> <div>Clay</div>	<div>177</div> <div>Sandy Beige</div>	<div>809</div> <div>Wicker</div>	<div>327</div> <div>Desert Tan</div>	
<div>469</div> <div>Fresh Canvas</div>	<div>819</div> <div>Herringbone</div>	<div>606</div> <div>Cozy Cottage</div>	<div>827</div> <div>Champagne</div>	<div>503</div> <div>Eggshell</div>	<div>523</div> <div>Snowmist</div>	<div>280</div> <div>White</div>

VESTA PLANK SOFFIT®

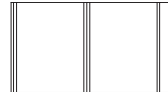
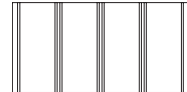
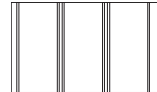


TRUVENT®

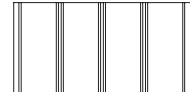
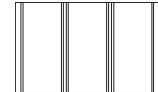


PROFILES	5" PLANK Vented	5" PLANK Solid	12" HIDDEN VENT
	HD3 Woodgrain & Solid	HD3 Woodgrain & Solid	Woodgrain & Solid
Aged Walnut 485	•	•	
Amber Cherry 486	•	•	
Autumn Thistle 480	•	•	
Dark Espresso 484	•	•	
Driftwood 481	•	•	
Gilded Grain 482	•	•	
Natural Oak 487	•	•	
Sand Dollar 483	•	•	
Smokey Ash 488	•	•	
Warm Teak 489	•	•	
Karri 943			•
Medium Teak 948			•
Black 518			•
Brown 502			•
Champagne 827			•
Clay 807			•
Cottage Red 511			•
Cozy Cottage 606			•
Desert Tan 327			•
Eggshell 503		•	•
Eldridge Gray 605			•
Evening Shade 467		•	•
Fawn 468		•	•
Forest 522			•
Fresh Canvas 469		•	•
Granite 204			•
Herringbone 819			•
Ironstone 414	•	•	•
Midnight Blue 470		•	•
Mocha 507			•
Musket 508			•
Norwood 509			•
Pewter 805			•
Ripe Olive 307			•
Sandy Beige 177			•
Sea Glass 465		•	
Silver Lining 462		•	•
Snowmist 523			•
Terratone 511			•
Tourmaline 466		•	
White 280	•	•	•
Wicker 509			•

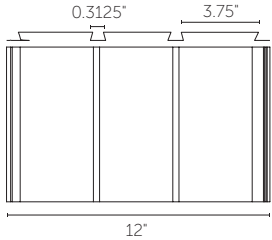
TRULINE® HP




TRULINE® TS




SOFFIT PROFILES | FULL LINE



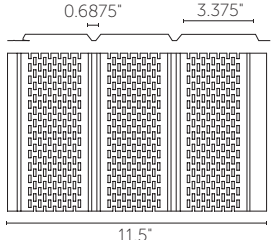
TRUVENT®
Hidden Vent Soffit



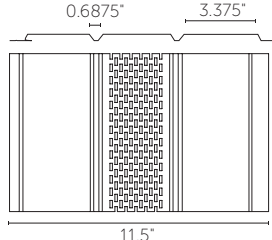
VESTA
5" Plank Soffit - Full Vent



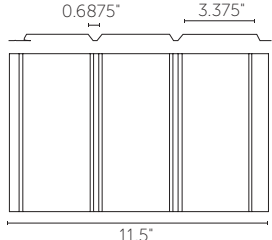
VESTA
5" Plank Soffit - Solid



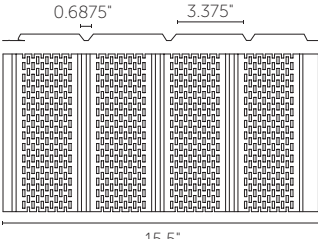
TRULINE® HP & TS
12" Soffit - Full Vent



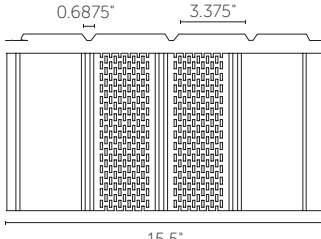
TRULINE® HP & TS
12" Soffit - Center Vent



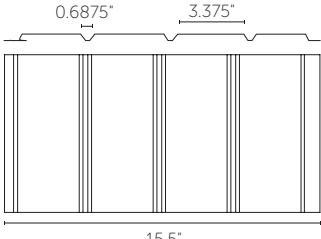
TRULINE® HP & TS
12" Soffit - Solid



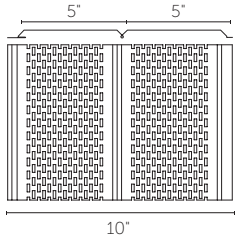
TRULINE® HP
16" Soffit - Full Vent



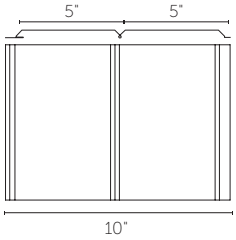
TRULINE® HP & TS
16" Soffit - Center Vent



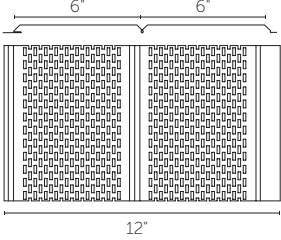
TRULINE® HP & TS
16" Soffit - Solid



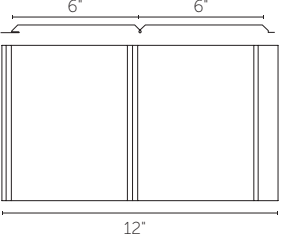
TRULINE® HP
Double 5" Soffit - Full Vent



TRULINE® HP
Double 5" Soffit - Solid



TRULINE® HP
Double 6" Soffit - Full Vent




TRULINE® HP
Double 6" Soffit - Solid

SPECIFICATIONS | ALUMINUM


PRODUCT LINE Aluminum Soffit	PATENTS <i>TruVent®</i> U.S. Patent Nos.: 7,137,224 Canadian Patent: 2,496,496
MATERIAL Aluminum	TECHNICAL SUPPORT Complete technical information and literature is available at: www.QualityEdge.com/Support
THICKNESS TruVent®, TruLine HP Soffit: 0.019" TruLine TS Soffit: 0.016"	INSTALLATION SUPPORT Installation information is available at: www.QualityEdge.com/Support
COLOR AVAILABILITY Please see our Spec Guide for complete color availability. www.QualityEdge.com/Resources	WARRANTY For complete warranty information, registration and claims, visit: www.QualityEdge.com/Warranties
COATING Q800 TuffTech™ coating is applied at 0.6–0.8 mils, a pencil hardness of F-2H (ASTM D 3363) and flexibility of 1-2T. Specular gloss 60° ASTM D 523 is ± 5% of specification.	

SPECIFICATIONS | STEEL


PRODUCT LINE Vesta Soffit - 5" Plank Full Vent & Solid	PATENT/COPYRIGHT U.S. Patent Nos.: 10,508,455 10,760,282 U.K. Patent: 2,588,713 Canadian Patent Pending
MATERIAL Steel	
THICKNESS 0.020" (Vesta Panels)	© Sand Dollar Woodgrain Artwork VAu1-378-183 © Driftwood Woodgrain Artwork VAu1-378-232 © Autumn Thistle Woodgrain Artwork VAu1-378-233 © Gilded Grain Woodgrain Artwork VAU 1-382-425
APPLICATION Horizontal, Vertical and Porch Ceiling	TECHNICAL SUPPORT Complete technical information and literature is available at: www.QualityEdge.com/Support
COLOR AVAILABILITY HD3 Woodgrain & Solid Colors Please see our Spec Guide for complete color availability. www.QualityEdge.com/Resources	INSTALLATION SUPPORT Installation information is available at: www.QualityEdge.com/Resources
COATING Kynar 500® (70% PVDF)	WARRANTY Applies only to building products installed in the fifty United States and District of Columbia. For complete warranty information, registration and claims, visit: www.QualityEdge.com/Warranties
FLAME SPREAD AND SMOKE DEVELOPED RATINGS ASTM E84 -18b Class A Rating	




VESTA
Standard Fascia
Available in 6" & 8" sizes.
Smooth option only.
Steel 0.016"



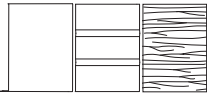
VESTA
Architectural Fascia & Lock
Available in 6" & 8" sizes.
Smooth option only.
Steel 0.016"



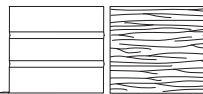
TRUCEDAR®
Woodgrain Fascia
Available in 6" & 8"
Steel 0.016"



TRULINE®
Woodgrain Fascia
Available in 6" & 8"
Steel 0.016"



TRULINE®
HP FASCIA
Available in 4", 5 ¾", 6", 7 ¾", 8" & 10" sizes.
Smooth, ribbed & woodgrain options.
Aluminum 0.024"



TRULINE®
TS FASCIA
Available in 6" & 8" sizes.
Ribbed & Woodgrain options.
Aluminum 0.019"



COVE SOFFIT RECEIVER
Aluminum 0.019"



RECESSED CROWN MOLDING
Aluminum 0.019"



MITRE DIVIDER
Aluminum 0.019"



F-CHANNEL
Aluminum 0.019"



J-CHANNEL
Aluminum 0.019"

SPECIFICATIONS | SOFFIT ACCESSORIES

- PRODUCT LINE**
Soffit Accessories
- MATERIAL**
Steel & Aluminum
- COLOR AVAILABILITY**
Please see our Spec Guide for complete color availability. www.QualityEdge.com/Resources
- TECHNICAL SUPPORT**
Complete technical information and literature is available at: www.QualityEdge.com/Support
- INSTALLATION SUPPORT**
Installation information is available at: www.QualityEdge.com/Resources
- WARRANTY**
For complete warranty information, registration and claims, visit: www.QualityEdge.com/Warranties



Cove Soffit Receiver in White



TruVent Hidden Vent Soffit, TruLine Fascia & J-Channel in Desert Tan

BUILDING CODES AND BEST PRACTICES

"Proper ventilation [more in-take through soffit than exhaust through roof vents] can lower the attic temperature by as much as 50°F, which significantly reduces the home's heating and cooling demands. Ridge and soffit vents help keep the attic space well-ventilated, preventing a build-up of moisture and reducing heat in summer. These vents can prolong the life of the roof."

Typical one foot soffit overhangs should have at least an 11 NFA, so when used on both sides of the home will have a combined NFA of 22 to draw the air flow needed to work with a ridge vent system.

SOURCE: U.S. Department of Energy
https://web.archive.org/web/20120925234940/http://www1.eere.energy.gov/buildings/openhouse/soffit_vents.html/#



GRAND RAPIDS • DALLAS • SAVANNAH

QUALITYEDGE.COM