

2025
PRODUCT
CATALOG

BUILDING IS NOT JUST ABOUT SHELTER. IT'S ABOUT
REALIZING DREAMS, MAKING STATEMENTS, CREATING
SPACES WHERE LIFE HAPPENS.





Mary's Shell
Cleveleys, Lancashire, UK

ABOUT US

At Quality Edge, we are artisans of metal, and like the contractors who use our products, we master the age-old craft with a contemporary flair.

Our prowess lies not just in shaping metal, but also like seasoned craftsmen bending and molding with precision and grace, we transform the rigid essence of metal into fluid designs that resonate with beauty and purpose, protecting homes and adding architectural style and design. Every curve, every bend, is a testament to our commitment to excellence, yielding creations that homeowners proudly display as architectural masterpieces on their homes.

Our offerings aren't just products; they're an experience. An experience that contractors regard as a hallmark of their dedication to quality, and distributors present with pride, knowing they're showcasing the finest in metal building products. At Quality Edge, we don't merely follow the path; we carve our own, merging timeless techniques with innovative visions. With every fold and contour, we pen a narrative of dedication and passion, reminiscent of the tireless hours spent by craftsmen perfecting their skill. Delve into our world and let the tale of Quality Edge's masterful craftsmanship captivate your senses.



DESIGN+ FUNCTION

There are two key elements every home needs. DESIGN + FUNCTION. A home needs to be beautiful while also standing the test of time. Homeowners choose beauty first, then function and it's the role of contractors and builders to communicate both. That's why our team diligently focuses on creating solutions that are beautiful and inspiring, while also informative and insightful to help homeowners choose the best solution for their home. *A beautiful home is a better home.* Each solution we provide is forged in metal and fortified by our coatings to hold their beauty and performance for a lifetime.

Frank Lloyd Wright's "Falling Water"
Mill Run, Pennsylvania



CONTENTS

02

SIDING

VESTA PLANK
BOARD & BATTEN
DUTCH LAP
LAP

74

ROOF
FLASHING
PERIMETER EDGE
W-VALLEY
STEP FLASHING

106

GUTTER
PROTECTION
& RAINWARE

TRUGUARD
GUTTER GEKKO
RAINWARE
GUTTER COIL

88

SIDEWALL
FLASHING

BRICK MOLD
FLAT CASING
ANDERSEN BRICK
DRIP CAP
Z-FLASHINGS
H-MOLD
UTILITY TRIM
STARTER STRIP

124

TRIM COIL

Q800
PVC
NO-MAR Q5000®
ISOCOIL®
G60 GALVANIZED
G90 GALVANIZED

30

OVERHANG

VESTA SOFFIT
TRUVENT HIDDEN
VENT SOFFIT
TRUBEAD SOFFIT
TRULINE SOFFIT
PORCH CEILING

FASCIA
DESIGNER
ACCESSORIES

94

OUTDOOR
LIVING


INSIDE OUT®
UNDERDECKING

144

THE APPENDIX



SIDING



VESTA PLANK SIDING IN AGED WALNUT

Vesta Plank in Aged Walnut,
TruCedar 6" & 10" Board & Batten in Fresh Canvas



SIDING

Homes are so much more than meets the eye, holding the dreams and experiences of the inhabitants, surrounding them with design and comfort. A house carries a warm and nurturing feeling that's present when a homeowner buys or builds, and Quality Edge siding brings the architecture of a home to life. Precision without compromising design is extremely difficult to achieve unless you completely rethink design principles from the ground up, and that's what we've done with our Vesta and TruCedar siding. From the innovative and patented designs, customized woodgrain designs and patterns, colors that reflect those who live inside, and coatings that last a lifetime, homeowners can have peace of mind when cladding their home with Quality Edge siding.

SIDING TRENDS & INSIGHTS

Homeowners are looking for the best, long-lasting value for their siding that makes a stunning first impression.



INCORPORATING NATURAL LOOKS

Homeowners want the look of wood and natural elements without added cost and time required for maintenance.

UTILIZING BOLD, DARK SIDING

40% of home buyers are looking for a modern or contemporary style. Dark siding trends – which started three years ago – continue in every market.

CREATING CURB APPEAL

61% of homeowners prioritize curb appeal because of the impression it makes on guests and neighbors.




STEEL SIDING OFFERING



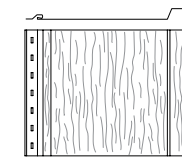
Vesta Plank in Gilded Grain

5" PLANK



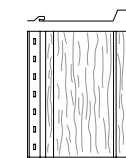
solid & hd3

10" BOARD & BATTEN




solid & hd2

6" BOARD & BATTEN



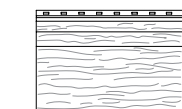
solid & hd2

6" SINGLE



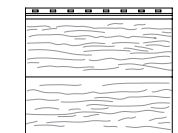
solid & hd2

6" SINGLE DUTCH LAP




solid & hd2

4" DOUBLE



solid & hd2

8" SINGLE



solid & hd2


5" PLANK



With modern technology in metal coatings and a classic design construction, Vesta steel siding reinvents ship lap for the modern era. Exchanging wood decay and paint chipping that happens on real-wood siding, Vesta's zinc-coated steel core, Kynar finish, and authentic woodgrain or solid design provides an enduring residential design with a modern twist on a classic silhouette.

STEEL 0.020" | FINISHES: KYNAR® 500 CARBONTECH90 & KYNAR | HEIGHT: 6.5" | EXPOSURE: 5" | LENGTHS: 8 & 12 FT

U.S. Patents: 10,508,455 & 10,760,282 U.K. Patent: 2,588,713 Canadian Patent Pending



10"
BOARD & BATTEN



Board & Batten siding offers tight seams, designed for enhanced weather resistance without compromising the clean, polished look. Inspired by turn of the century construction, the resurgence of Board & Batten profiles provides an upgraded design for traditional or modern homes.

STEEL 0.016" | FINISHES: HD2 WOODGRAIN CARBONTECH60 & SOLID KYNAR | HEIGHT: 11.88" | EXPOSURE: 10" | LENGTH: 10 FT



TruCedar 10" Board & Batten
in Napa Vine

6"
BOARD & BATTEN



Used alone or combined with the 10" Board & Batten, the 6" Board & Batten profile offers architecturally interesting designs. Built to mimic real cedar, 6" Board & Batten siding creates a tight siding fit that withstands weather like rain and snow without compromising the design or durability.




6" DUTCH LAP



Designed to emulate the appearance of hand-carved wood siding achieved through a decorative groove at the top of each board, Dutch Lap siding adds traditional charm to any style home design. In addition to its timeless look, Dutch Lap siding is built for the elements to stand up for a lifetime without impacting the color, design, or durability.



6" SINGLE LAP




Our 6" lap siding was designed with the homeowner in mind, combining durability and aesthetics, featuring a profile with an anti-corrosive and abrasive-resistant shell. Tighter seams, that won't expand and contract with temperature swings, mean your home is protected from the elements for lasting curb appeal.




8" SINGLE LAP



With a classic look making a comeback, the 8" lap profile combines the classic larger profile look with the modern benefits of steel siding. Built with longevity in mind, our 8" lap profile offers a high return on investment while also maintaining its top rating in environmental siding offering on the market because it's built to last a lifetime.




4"
DOUBLE LAP



Double 4" siding stands out with its traditional horizontal profile, tight seams, and architectural look. Available in multiple woodgrain or solid colors, the Double 4" profile is an ideal choice to wrap an entire home or accent key design details with its tight look.




VESTA PLANK SIDING | HD3 WOODGRAIN OFFERING



TRUCEDAR SIDING | HD2 WOODGRAIN OFFERING



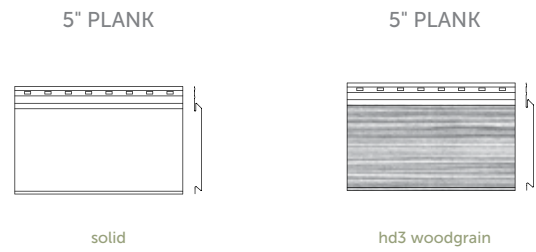
VESTA PLANK SIDING | SOLID COLOR OFFERING



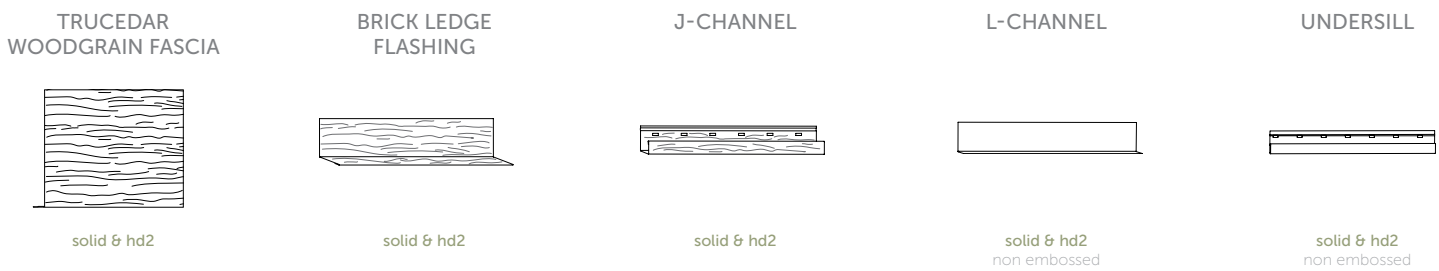
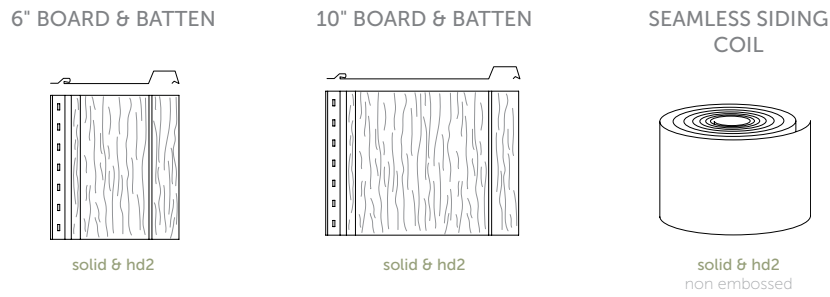
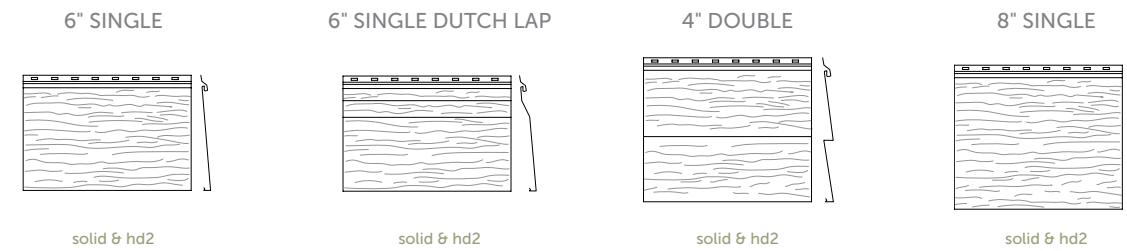
TRUCEDAR SIDING | SOLID COLOR OFFERING



VESTA PLANK SIDING ACCESSORIES | FULL LINE



TRUCEDAR SIDING ACCESSORIES | FULL LINE



STEEL SIDING SPECIFICATIONS

PRODUCT LINES
TruCedar® Steel Siding
Vesta Steel Siding®

COATING
Vesta:
Kynar 500® (70% PVDF) – Woodgrains
Kynar® (50% PVDF) – Solids
TruCedar:
Kynar® (50% PVDF) – TruCedar Lap and Board & Batten

TEXTURE
Vesta: Smooth
TruCedar: Embossed Woodgrain

MATERIAL
Steel

THICKNESS
0.020" (Vesta Panels)
0.016" (TruCedar & Accessories)

APPLICATION
Horizontal: TruCedar, Vesta
Vertical: TruCedar Board & Batten, Vesta

COLOR AVAILABILITY
Solid & Woodgrain
Please see our Spec Guide for complete color availability.
www.QualityEdge.com/Resources

PATENT/COPYRIGHT
U.S. Patent Nos.: 10,508,455 | 10,760,282
U.K. Patent No.: 2,588,713
Canadian Patent Pending

© Sand Dollar Woodgrain Artwork VAu1-378-183
© Driftwood Woodgrain Artwork VAu1-378-232
© Autumn Thistle Woodgrain Artwork VAu1-378-233
© Gilded Grain Woodgrain Artwork VAu 1-382-425



THE OVERHANG



VESTA VENTED SOFFIT IN NATURAL OAK



OVERHANG

SOFFIT, FASCIA & DESIGNER ACCESSORIES

Throughout history soffits and overhangs have evolved, providing homes with different perspectives. Minimalist to dramatic, narrow to expansive, soffits and overhangs once minimized are making a huge comeback. With a renewed interest, comes new requests for colors, styles and profiles that not only achieve performance standards, but also make a design statement. Quality Edge soffit profiles like Vesta®, TruVent® and TruLine®, along with proper roof venting create an ecosystem in a home's attic with concealed and visible ventilation to satisfy any homeowner requirement. Because we've always thought differently about the importance of soffit, our designs set the trends for inspiration, profiles and colors draw attention to a home's overhangs to make each house a style all their own.

OVERHANG TRENDS & INSIGHTS

Because more people are spending time indoors, ventilation is one of the largest concerns for homeowners who want a healthy home.



DRAMATIC OVERHANGS

Trends in overhangs first evolved from large to small, but they're now becoming large again.

NATURAL, WOODGRAIN INSPIRATION

Homeowners are looking to embrace natural elements that call attention to their overhangs, adding style, design, and warmth.

CONSIDERED WITH SIDING

Depending on the design, homeowners choose to either match the overhang to their siding or create contrast.



OVERHANG OFFERING



TruCedar Single 6" and 6" Board & Batten in Ironstone | Fascia, soffit and trim in White.

<p>VESTA® 5" PLANK SOFFIT HD3 WOODGRAIN</p>	<p>VESTA® 5" PLANK SOFFIT SOLID FINISH</p>	<p>TRUVENT® HIDDEN VENT SOFFIT SOLID FINISH</p>	<p>TRUVENT® HIDDEN VENT SOFFIT WOODGRAIN FINISH</p>
<p>full vent & solid</p>	<p>full vent & solid</p>	<p>hidden full vent</p>	<p>hidden full vent</p>
<hr/>			
<p>TRULINE® 12" SOFFIT</p>	<p>TRULINE® 12" SOFFIT</p>	<p>TRULINE® 12" SOFFIT</p>	
<p>full vent</p>	<p>center vent</p>	<p>solid</p>	
<hr/>			
<p>TRULINE® 16" SOFFIT</p>	<p>TRULINE® 16" SOFFIT</p>	<p>TRULINE® 16" SOFFIT</p>	<p>PORCH CEILING WOODGRAIN FINISH</p>
<p>full vent</p>	<p>center vent</p>	<p>solid</p>	<p>solid</p>
<hr/>			
<p>TRULINE® DOUBLE 5" SOFFIT</p>	<p>TRULINE® DOUBLE 5" SOFFIT</p>	<p>TRULINE® DOUBLE 6" SOFFIT</p>	<p>TRULINE® DOUBLE 6" SOFFIT</p>
<p>full vent</p>	<p>solid</p>	<p>full vent</p>	<p>solid</p>

VESTA 5" PLANK SOFFIT




This uniquely designed woodgrain plank profile creates a natural look that not only promotes airflow efficiency but also eliminates the need for regular maintenance due to rapid deterioration that often happens with traditional wood soffits.

QualityEdge® offers a durable, low-maintenance Vesta Plank Soffit available to add elegance to any overhang.

STEEL 0.020" | FINISHES: KYNAR® 500 CARBONTECH90 & KYNAR | HEIGHT: 6.5" | EXPOSURE: 5" | LENGTHS: 8 & 12 FT | NFA: 11.4 PER PANEL

U.S. Patents: 10,508,455 & 10,760,282 | U.K. Patent: 2,588,713 | Canadian Patent Pending



Vesta Plank Soffit & Siding in Gilded Grain


TRUVENT® WOODGRAIN HIDDEN VENT SOFFIT




Introducing the first-of-its-kind woodgrain soffit with hidden ventilation. TruVent hidden vent soffit features a patented design that conceals the ventilation, making a design statement without compromising the performance. The naturally inspired woodgrains create a stunning design statement, enhancing the overhangs and beauty of any home design.

ALUMINUM 0.019" | FINISH: Q800 TUFFTECH™ | HEIGHT: 12" | LENGTH: 12 FT | NFA: 11.0

U.S. Patent: 7,137,224 Canadian Patent: 2,496,496



TRUVENT® HIDDEN VENT SOFFIT




Engineered without compromise, TruVent® Hidden Vent Soffit, with its patented design, gives you premium style without sacrificing performance.

The carefully designed aluminum soffit offers the ideal strength-to-weight ratio, creating the crisp, clean design of the angled vent system. The result is beautiful—and a breeze to install.


ALUMINUM 0.019" | FINISH: Q800 TUFFTECH™ | HEIGHT: 12" | LENGTH: 12 FT | NFA: 11.0

U.S. Patent: 7,137,224 Canadian Patent: 2,496,496



TruVent Hidden Vent Soffit in Black


TRULINE® PERFORMANCE DRIVEN SOFFIT




Engineered for ultimate ventilation, TruLine is a performance-driven soffit designed to maximize the amount of airflow with a wide range of ventilation options. Developed using our exclusive boundary-pushing performance process, TruLine is one of the most effective soffits available on the market.

ALUMINUM: 0.016" & 0.019" | FINISH: Q800 TUFFTECH™ | HEIGHT OPTIONS: 12", 16", D5 & D6 | LENGTH: 12 FT

NFA: 12" FULL VENT: 19.6 16" FULL VENT: 19.1 D5 & D6: 12.0




PORCH CEILING



Porch ceilings and home overhangs were traditionally enclosed in painted wood, leading to lots of maintenance that's not required with the Porch Ceiling collection. The authentic woodgrain look that gives the appearance of real wood with the performance and durability of aluminum offers an upscale design as a home's first impression.

ALUMINUM 0.024" | FINISH: Q800 TUFFTECH™ | PANEL HEIGHT: 10" | PANEL LENGTH: 12 FT




VESTA SOFFIT | HD3 WOODGRAIN & SOLID OFFERING



PORCH CEILING |
WOODGRAIN OFFERING




TRUVENT® |
WOODGRAIN OFFERING



SOFFIT | COLOR OFFERING
 TRUVENT SOFFIT & TRULINE SOFFIT



SOFFIT | COLOR OFFERING
 TRUVENT SOFFI & TRULINE SOFFIT




PRE-ENGINEERED FASCIA &
DESIGNER ACCESSORIES OFFERING



TruLine Ribbed Fascia, TruVent Hidden Vent Soffit & Trim in White

PRE-ENGINEERED FASCIA OPTIONS

VESTA STANDARD FASCIA




steel

VESTA ARCHITECTURAL FASCIA & LOCK



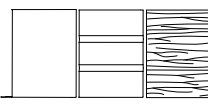
steel

TRUCEDAR & TRULINE WOODGRAIN FASCIA



steel

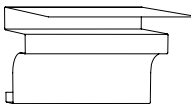
TRULINE FASCIA



aluminum

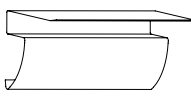
DESIGNER ACCESSORIES OPTIONS

COVE SOFFIT RECEIVER



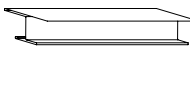
aluminum

RECESSED CROWN MOLDING



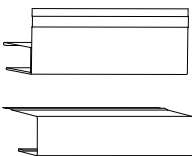
aluminum

MITRE DIVIDER



aluminum

F & J-CHANNEL



aluminum


VESTA® FASCIA



Designed to create an architecturally inspired style, Vesta fascia offers a flush or extended look that gives a homes fascia an upscale feel. The high performance steel and structured look help to move water away from the roof and protect the critical fascia board.

STEEL 0.016" | FINISH: HD3 WOODGRAIN CARBONTECH90 & KYNAR | HEIGHT: 6" & 8" | LENGTH: STANDARD 12 FT, ARCHITECTURAL 10 FT

AVAILABLE STANDARD AND ARCHITECTURAL OPTIONS




Vesta Plank Soffit in Autumn Thistle
Vesta Plank Siding & Architectural Fascia in Coal

TRUCEDAR® FASCIA



TruCedar® Fascia combines the functionality and strength with a steel core you can depend on every day, featuring an anti-corrosive and abrasion-resistant outer shell encapsulating the TruCedar carbon steel core. TruCedar Fascia provides every option to finish your home with a complete steel system in the colors and textures homeowners desire.



TRULINE® FASCIA



Our TruLine® pre-engineered fascia is pre-notched for a better looking and faster installation design. TruLine offers fascia solutions as durable as they are beautiful with textures and colors to achieve designer looks that combine beauty and performance.

STEEL 0.016" | FINISH: Q800 TUFFTECH™ | HEIGHT: 6" & 8" | LENGTH: 12 FT | EMBOSSED WOODGRAIN

ALUMINUM 0.019" & 0.024" | FINISH: Q800 TUFFTECH™ | HEIGHT: 4", 5 3/4", 6", 7 3/4", 8" & 10" | LENGTH: 12 FT
EMBOSSED WOODGRAIN, SMOOTH & RIBBED OPTIONS



TruLine Fascia in Black


COVE SOFFIT RECEIVER & RECESSED CROWN MOLDING



Soffit Enhancers add charm and value to the exterior of your home. Like crown moldings inside the home, these extra touches add elegance and architectural character on the exterior where the siding meets the soffit.

Our moldings are all created with state-of-the-art Q800 TuffTech™ finish, a uniquely durable finish that resists peeling, cracking, chipping or delaminating.

ALUMINUM 0.019" | FINISH: Q800 TUFFTECH™ | LENGTH: 10 FT




MITRE DIVIDER



Used at corners of eaves and soffits, a mitre divider helps to create a clean, finished look at the soffit corner. It can be used in a straight or angled configuration to connect soffit panels together.

ALUMINUM 0.019" | FINISH: Q800 TUFFTECH™ | LENGTH: 10 FT




F-CHANNEL & J-CHANNEL



Trim pieces installed on soffit applications, F-channels and J-channels create a shelf for the soffit to rest and connect into, providing a supportive structure to protect against water and rodents.

ALUMINUM 0.019" & 0.024" | FINISH: Q800 TUFFTECH™ | LENGTH: 10 FT & 12FT


TruVent Hidden Vent Soffit, TruLine Fascia & J-Channel in Desert Tan




SOLID | COLOR OFFERING
TRULINE FASCIA & DESIGNER ACCESSORIES




SOLID | COLOR OFFERING
TRULINE FASCIA & DESIGNER ACCESSORIES




WOODGRAIN | OFFERING
DESIGNER ACCESSORIES



VESTA FASCIA | HD3 WOODGRAIN OFFERING



VESTA FASCIA | SOLID COLOR OFFERING



TRUCEDAR FASCIA | HD2 WOODGRAIN OFFERING



TRUCEDAR FASCIA | SOLID COLOR OFFERING





FLASHING



INFINITY DRIP EDGE

ROOF FLASHING

When it comes to flashing a house protection comes in many forms. When done correctly, roof flashings help move water down and away from the home. The roof is one of the most important elements of any home, shielding the structure from all kinds of weather. Metal accessories placed in vulnerable areas protect the overall roof and extend its useful life. Quality Edge continues to innovate with our roofing accessories, providing patented solutions like our Infinity and Pre-Notched drip edges, designed to meet or exceed current building codes.



FLASHING TRENDS & INSIGHTS

The wrong flashing can compromise the longevity of the roof and interior structures. Choosing the right flashing doesn't only protect the roof, but can also provide a substantial architectural design.



CHOOSING THE RIGHT COLOR

Designers recommend one of three options for choosing the visible roof trim—match the siding, match the roof, or outline the roof with a neutral tone like white.

ROOFING CODES ARE BECOMING MORE STRINGENT

National building codes require a home to be properly flashed, with the drip edge overlapping a minimum of 2".

INCONSISTENCY ON-SITE

Cutting trim on the job site can easily lead to inconsistency and visual issues.



ROOF FLASHINGS OFFERING



Drip Edge, Flashings & W-Valley in Terratone

PERIMETER EDGE FLASHING OPTIONS

<p>INFINITY DRIP EDGE</p> <p>aluminum & steel</p>	<p>TRUFIT PRE-NOTCHED DRIP EDGE</p> <p>aluminum & steel</p>	<p>NON-NOTCHED DRIP EDGE</p> <p>aluminum & steel</p>	<p>C-STYLE DRIP EDGE</p> <p>aluminum</p>
<p>SIDERS EDGE</p> <p>aluminum</p>	<p>ASPHALT DRIP</p> <p>aluminum & steel</p>	<p>GRAVEL STOP</p> <p>aluminum & steel</p>	<p>GUTTER APRON</p> <p>aluminum & steel</p>

ADDITIONAL ROOF FLASHINGS

<p>METAL VALLEY SMOOTH, RIBBED & WATERLOCK</p> <p>aluminum & steel</p>	<p>STEP FLASHINGS FLAT, PREBENT & RIBBED</p> <p>aluminum & steel</p>	<p>ROLL FLASHING</p> <p>aluminum & steel</p>	<p>SPECIALTY FLASHINGS ROOF, PORCH, DORMER DECK & ANGLE</p> <p>aluminum & steel</p>
---	---	---	--

PERIMETER EDGE FLASHING




Proper perimeter edge flashing is required by code and is designed to move water away from the home. With multiple styles of drip edge, gutter apron, asphalt drip and our innovative and patented Infinity and Pre-Notched drip edges, the roof flashing combines both beauty and function all while meeting or exceeding building code.

STEEL & ALUMINUM | FINISH: Q800 TUFFTECH™ & MILL | PRENOTCHED, INFINITY® | MULTIPLE SIZES & DESIGNS | LENGTH: 10 FT & 12FT

INFINITY DRIP EDGE® U.S. Patent: 10,132,085 | TRUFIT PRE-NOTCHED DRIP EDGE™ U.S. Patent: 8,281,521 8,683,695 9,370,814 Canadian Patent: 2,768,934


Perimeter Edge Flashing, Trim
& Soffit in White



W-VALLEY




Architecturally designed w-valleys provide the seamless blend of form and function. Designed to protect crucial areas of the roof and move debris away from the shingles and into the gutters, w-valley adds an upscale style and design while helping to protect the shingle warranty.



STEP FLASHING




Essential, yet so simple. Quality Edge® offers a wide variety of roof flashing solutions designed to minimize water back-up while maximizing the life of roofs, windows and walls—all while providing a layer of protection between the walls exterior cladding and the roof's sheathing.



PERIMETER EDGE FLASHING | COLOR OFFERING



PERIMETER EDGE FLASHING | COLOR OFFERING





SIDEWALL FLASHING

Much like being caught in a rainstorm without proper protection leaves you soaked and shivering, your home is equally susceptible to water and mold damage without correctly installed flashings around windows, doors, and roof-to-wall intersections. Sidewall flashings act as a beautiful barrier, guiding water away and protecting your home from the detrimental effects of moisture and weather. This crucial layer of defense ensures your home remains dry and secure, akin to the comfort a raincoat provides in a downpour. Quality Edge sidewall flashings offer a seamless blend of strength and aesthetics, providing limitless possibilities for achieving both professional performance and appearance in any project.



SIDEWALL FLASHING OFFERING



Window & Door Trim in White | TruCedar Siding in White | TruVent Hidden Vent Soffit in Black

<p>BRICK MOLD</p> <p>aluminum</p>	<p>FLAT CASING</p> <p>aluminum</p>	<p>ANDERSEN BRICK MOLD</p> <p>aluminum</p>	<p>DRIP CAP</p> <p>aluminum & steel</p>
<p>Z-FLASHINGS</p> <p>aluminum</p>	<p>ROOF TO WALL FLASHINGS</p> <p>aluminum</p>	<p>H-MOLD</p> <p>aluminum</p>	<p>WINDOW FLASHING</p> <p>tape material</p>
<p>UTILITY TRIM</p> <p>aluminum</p>	<p>UTILITY MOLDING</p> <p>aluminum</p>	<p>STARTER STRIP</p> <p>aluminum & steel</p>	<p>ACCESSORIES</p> <p>aluminum & steel</p>



OUTDOOR LIVING



INSIDE OUT® UNDERDECKING IN MEDIUM TEAK



Inside Out® Underdecking in Medium Teak

OUTDOOR LIVING

It's natural for us to want to be outdoors and for most of us, we're drawn to the feeling and comfort of nature, which is why homeowners continue investing in exterior environments. Homeowners look for new ways to blend the inside and outdoor spaces, bridging natural design and functional performance to create inspiring spaces. Inside Out® Underdecking from Quality Edge set out to take the need for water management to protect outdoor settings and added a sense of style and design with authentic-looking woodgrains. There's something about finding style in unexpected places and under a deck is the least likely place to find beauty unless you completely rethink what it means to create an inspiring outdoor oasis.

OUTDOOR LIVING TRENDS & INSIGHTS

Whether it's the front porch welcoming guests or under a back deck for entertaining, homeowners want thoughtful, design-driven outdoor spaces filled with interesting materials.



OUTDOOR LIVING SPACES CONTINUE EXPANDING

According to a study on outdoor living trends, 85% of experts say homeowners will devote a quarter of their home remodeling budget to their outdoor living spaces in 2023.

RETHINKING OVERALL SQUARE FOOTAGE

Designed well, outdoor spaces extend the square footage perception of a home, creating spaces like outdoor kitchens, dining areas, or living rooms.

MAXIMIZING SPACE

Smaller lots and building requirements are causing homeowners to think about the additional square footage of outdoor spaces differently.




OUTDOOR LIVING OFFERING



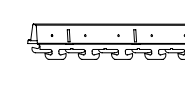
Inside Out® Underdecking in Karri

INSIDE OUT® PANEL



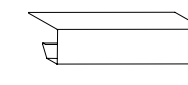
aluminum

PANEL CARRIER



aluminum

PERIMETER G-CHANNEL



aluminum

SIDE CAP

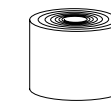


aluminum

BOXED GUTTER KIT



FLASHING



CARRIER SCREWS




INSIDE OUT® UNDERDECKING




Indoor-outdoor living areas merging nature and the environment continue to grow in popularity. One of the best ways to refine and enhance the design and usefulness of the patio is by creating a ceiling using Inside Out® Underdecking. Available in solid or woodgrain options, Inside Out protects from water and adds a touch of elegance to any outdoor space.



INSIDE OUT® | WOODGRAIN OFFERING



INSIDE OUT® | SOLID COLOR OFFERING





GUTTER
PROTECTION
& RAINWARE



TRUGUARD® GUTTER PROTECTION

GUTTER PROTECTION & RAINWARE

Everyone wants to feel safe and protected, that warm feeling that comes over you when you know that no matter what comes your way, you'll be able to hold firm. Surprisingly, your gutters are no different. That part of your home that takes the brunt of rain, snow, ice, leaves, pine needles, branches, and the occasional animal homestead, causes gutters to be a busy place. Homeowners that choose to protect those gutters and downspouts with gutter protection find themselves sitting in their yard with a cool drink while their neighbor climbs a ladder to scoop the wet debris from the gutters. Having different options and styles to create the gutter and gutter protection combination desired, Quality Edge offers everything a homeowner would need to have a nose-forward or mesh protection to create the protection for the gutters, home, and yourself.



GUTTER PROTECTION & RAINWARE TRENDS & INSIGHTS

Gutters without guards have shorter lifespan, and low-quality solutions can lead to damage in the attic and interior spaces.



DEMAND ON THE RISE

Demand for gutter guards continues to rise by 2.5% each year as homeowners upgrade their roof or make additions on their homes.

AGING HOMEOWNERS WANT SIMPLICITY

80% of individuals 65 and older are homeowners and worry about maintenance, upkeep, and dangers in those activities.

INCREASING HOME VALUES ALWAYS TOP OF MIND

Gutter protection can add 10% to the overall value of a home, providing a minimal investment that pays off during home ownership and/or during the sale.



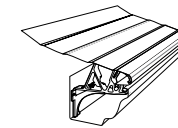


TruGuard® Gutter Protection in Musket | Gutter in Cozy Cottage

GUTTER PROTECTION OFFERING

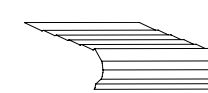
TRUGUARD® PANELS & ACCESSORIES

TRUGUARD GUTTER PROTECTION KIT



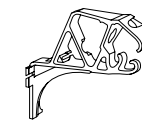
aluminum

TRUGUARD PANEL

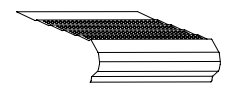


aluminum

TRUGUARD CLIP

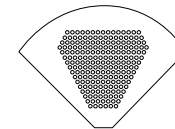


PORTED PANEL



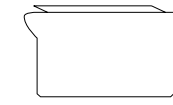
aluminum

INSIDE CORNERS



aluminum

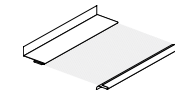
UNIVERSAL END CAPS



aluminum

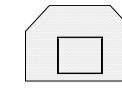
GUTTER GEKKO® PANELS & ACCESSORIES

GUTTER GEKKO MICRO MESH PANEL



aluminum

STRAIGHT MITRE



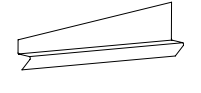
aluminum

INSIDE MITRE



aluminum

UNIVERSAL END CAPS



aluminum

TRUGUARD® GUTTER PROTECTION




The roof directs water into the gutters. Without free-flowing gutters and downspouts, water can collect and create problems. TruGuard's patented nose-forward design means that only water can get in, keeping leaves, pine needles and debris out, assuring water flows freely from the roof to the ground.

ALUMINUM 0.024" | FINISH: KYNAR | PANEL HEIGHTS: 13.5" & 15" | PANEL LENGTHS: 5 FT




GUTTER GEKKO® GUTTER PROTECTION




Quality Edge Gutter Gekko® is professional grade gutter protection made from surgical-grade stainless steel micro-mesh, that alleviates the need for continuous gutter cleaning. This micro mesh fits on all types of roofs and interlocks panels to keep seams from unravelling, all while taking up to 60 gallons of water per minute in a given rainstorm. It also creates a defensive barricade that keeps out all sorts of minuscule debris, leaves, animal nests, pine needles and grit.


ALUMINUM 0.024" | FINISH: MILL | PANEL HEIGHTS: 5" & 6" | PANEL LENGTH: 5 FT



TRUGUARD® GUTTER PROTECTION | COLOR OFFERING




GUTTER GEKKO® | COLOR OFFERING



RAINWARE | COLOR OFFERING



RAINWARE | COLOR OFFERING

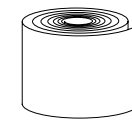




Gutters & Accessories in Desert Tan

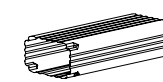
RAINWARE OFFERING

GUTTER COIL



aluminum

DOWNPIPE



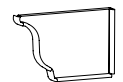
aluminum

ELBOWS



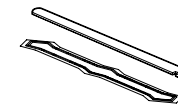
aluminum

END CAPS



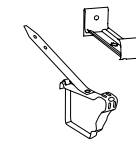
aluminum

T-STRAP & PIPE BAND



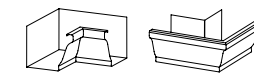
aluminum

HANGERS



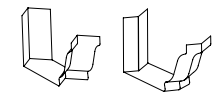
aluminum

BOX MITRE



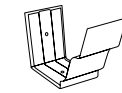
aluminum

STRIP MITRE



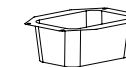
aluminum

SLIP JOINT CONNECTOR



aluminum

OUTLET



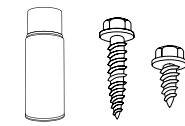
aluminum

FUNNEL



aluminum

ACCESSORIES



aluminum



TRIM
COIL



TRIM COIL

Like a sculptor with a piece of marble, a seamstress with a roll of warm, rich leather, or a blacksmith with a raw piece of steel, craftsmen know they are only as good as the materials they use. Siding and roofing contractors are no different. Each home presents unique designs and challenges, often requiring a refined eye to create custom finishing elements on-site that look and fits that one-of-a-kind home. Not all materials are the same. Forged from different properties and techniques, the firmness and hold of Quality Edge trim coil once formed at a job site will achieve firm, tight corners and angles that match or contrast the home's siding to finish the overall look.

TRIM COIL TRENDS & INSIGHTS

Whether half-hard or full-hard temper, trim coil offers multiple levels of performance for a firmer or fluid forming of metal that holds its shape. Multiple paint layers also drive protection and performance.



THE SEARCH FOR EXACT MATCHES

In the past, contractors often had to settle for "close enough." Today, the right coil can perfectly match and complete the look of any home's siding.



DARK ACCENTS DRAW OUT DETAILS

Whether wrapping windows or doors, the trends of prior decades to mute these architectural details is being replaced by dark colors that create a more modern feel.

Quality Edge delivers standard colors and can match the most popular siding brands.





TRIM COIL OFFERING

ECONOMY

ECONOMY COIL



aluminum 0.016"

BASIC COIL



aluminum 0.018"

STANDARD

Q800 SMOOTH



aluminum 0.019"

Q800 WOODGRAIN



aluminum 0.019"

PREMIUM

NO-MAR Q5000®




aluminum 0.019"

PVC WOODGRAIN




aluminum 0.019"

XTRA STRENGTH



aluminum 0.024"

ISOCOIL®



aluminum 0.025"

SPECIALTY

G60 GALVANIZED TRUCEDAR®



steel 0.016"

G90 GALVANIZED VESTA®



steel 0.016"


Q800 SYSTEM COLORS | COLOR OFFERING

518 Black	414 Ironstone	502 Brown	507 Mocha
522 Forest	511 Terratone	411 Cottage Red	508 Musket
470 Midnight Blue	467 Evening Shade	605 Eldridge Gray	204 Granite
		462 Silver Lining	805 Pewter


Q800 SYSTEM COLORS | COLOR OFFERING

468 Fawn	509 Norwood	807 Clay	177 Sandy Beige
809 Wicker	327 Desert Tan	469 Fresh Canvas	819 Herringbone
606 Cozy Cottage	827 Champagne	503 Eggshell	523 Snowmist
280 White	175 High Gloss White	515 30° White	

G90 VESTA COIL | HD3 WOODGRAIN OFFERING



G90 VESTA COIL | SOLID COLOR OFFERING



G60 TRUCEDAR COIL | HD2 WOODGRAIN OFFERING



G60 TRUCEDAR COIL | SOLID COLOR OFFERING





100+ COLOR MATCHES

QE's Q800 TuffTech™ colors, finished by Sherwin-Williams, are professionally matched to our vinyl, fiber cement, composite and steel siding brands.



CERTAINEED® COLOR MATCHES | SOLID COLOR OFFERING

CERTAINEED TUXEDO	CERTAINEED SMOKY GRAY	CERTAINEED SLATE	CERTAINEED ESPRESSO	CERTAINEED SABLE BROWN	CERTAINEED RUSTIC BLEND**
QE MATCH C23 Tuxedo	QE MATCH 424 Slate	QE MATCH 507 Mocha *	QE MATCH C22 Espresso	QE MATCH 511 Terratone *	QE MATCH 782 Natural Cedar
CERTAINEED BROWNSTONE	CERTAINEED MELROSE	CERTAINEED AUTUMN RED	CERTAINEED MOUNTAIN CEDAR	CERTAINEED HEARTHSTONE	CERTAINEED BUCKSKIN
QE MATCH C21 Brownstone	QE MATCH 792 Royal Rustic Red	QE MATCH C20 Autumn Red	QE MATCH C29 Mountain Cedar	QE MATCH C25 Hearthstone	QE MATCH 560 Buckskin
CERTAINEED FOREST	CERTAINEED OLIVE GROVE	CERTAINEED SPRUCE	CERTAINEED CYPRESS	CERTAINEED ARBOR BLEND** / CASTLESTONE	CERTAINEED SEAGRASS
QE MATCH C24 Forest	QE MATCH 332 Mountain Sage	QE MATCH 767 Grenadier Green	QE MATCH 559 Cypress	QE MATCH 771 Royal Sage	QE MATCH 200 Cactus
CERTAINEED MIDNIGHT BLUE	CERTAINEED PACIFIC BLUE	CERTAINEED FLAGSTONE	CERTAINEED WEDGEWOOD BLUE	CERTAINEED GRANITE GRAY + DRIFTWOOD BLEND**	CERTAINEED OXFORD BLUE
QE MATCH C26 Midnight Blue	QE MATCH 822 Pacific Blue	QE MATCH 787 Charcoal Gray	QE MATCH C27 Wedgewood Blue	QE MATCH 541 Granite Gray	QE MATCH 593 Blue Gray
CERTAINEED WEATHERED WOOD	CERTAINEED FRONTIER BLEND**	CERTAINEED NATURAL CLAY	CERTAINEED SAVANNAH WICKER	CERTAINEED LIGHT MAPLE	CERTAINEED DESERT TAN
QE MATCH C28 Weathered Wood	QE MATCH 263 VT Canyon Ridge	QE MATCH 807 Clay *	QE MATCH 177 Sandy Beige	QE MATCH 544 Light Maple	QE MATCH 327 Desert Tan *
CERTAINEED CHARCOAL GRAY	CERTAINEED STERLING GRAY	CERTAINEED HERRINGBONE	CERTAINEED SANDSTONE BEIGE	CERTAINEED HERITAGE CREAM	CERTAINEED AUTUMN YELLOW
QE MATCH 415 Gray Dusk *	QE MATCH 805 Pewter *	QE MATCH 819 Herringbone *	QE MATCH 827 Champagne	QE MATCH 203 Cream	QE MATCH C30 Autumn Yellow
CERTAINEED SNOW	CERTAINEED COLONIAL WHITE				
QE MATCH 280 White *	QE MATCH 280 White *				

EXTERIOR PORTFOLIO® COLOR MATCHES | SOLID COLOR OFFERING

EXTERIOR PORTFOLIO CARBON	EXTERIOR PORTFOLIO SLATE	EXTERIOR PORTFOLIO GRAPHITE	EXTERIOR PORTFOLIO PEPPERCORN	EXTERIOR PORTFOLIO STONE HARBOR	EXTERIOR PORTFOLIO ESPRESSO
QE MATCH 414 Ironstone *	QE MATCH 623 Crane Slate	QE MATCH 625 Graphite	QE MATCH 451 RYL Urban Bronze	QE MATCH E66 Stone Harbor	QE MATCH 444 Espresso
EXTERIOR PORTFOLIO CANYON	EXTERIOR PORTFOLIO SMOKY ASH	EXTERIOR PORTFOLIO LIGHTHOUSE RED	EXTERIOR PORTFOLIO METROPOLITAN GRAY	EXTERIOR PORTFOLIO NANTUCKET	EXTERIOR PORTFOLIO GREYSTONE
QE MATCH 434 Toasted Almond	QE MATCH E65 Smoky Ash	QE MATCH E62 Lighthouse Red	QE MATCH 450 Rockslide	QE MATCH 449 Nantucket	QE MATCH E61 Greystone
EXTERIOR PORTFOLIO INDIGO	EXTERIOR PORTFOLIO REGATTA BLUE	EXTERIOR PORTFOLIO POLARIS	EXTERIOR PORTFOLIO OCEANSIDE	EXTERIOR PORTFOLIO SPRUCE	EXTERIOR PORTFOLIO CYPRESS
QE MATCH 435 Marine Blue	QE MATCH E63 Regatta Blue	QE MATCH 448 Polaris	QE MATCH 433 Storm	QE MATCH 762 HTL Spruce	QE MATCH 559 Cypress
EXTERIOR PORTFOLIO CLAY	EXTERIOR PORTFOLIO RYE	EXTERIOR PORTFOLIO MOCHA	EXTERIOR PORTFOLIO SADDLE	EXTERIOR PORTFOLIO COUNTRY BEIGE	EXTERIOR PORTFOLIO WHEAT
QE MATCH 807 Clay *	QE MATCH 554 Crane Rye	QE MATCH 510 Sand	QE MATCH E64 Saddle	QE MATCH 401 Bennington Beige *	QE MATCH 203 Cream
EXTERIOR PORTFOLIO DRIFTWOOD	EXTERIOR PORTFOLIO BONE	EXTERIOR PORTFOLIO PEARL	EXTERIOR PORTFOLIO ASPEN WHITE		
QE MATCH 267 VT Clipper Gray	QE MATCH 819 Herringbone *	QE MATCH 827 Champagne *	QE MATCH E60 Aspen White		

JAMES HARDIE™ COLOR MATCHES | SOLID COLOR OFFERING

JAMES HARDIE IRON GRAY	JAMES HARDIE DEEP OCEAN	JAMES HARDIE NIGHT GRAY	JAMES HARDIE EVENING BLUE
QE MATCH 331 Iron Gray	QE MATCH 424 Slate	QE MATCH 631 Night Gray	QE MATCH 305 Thundercloud
JAMES HARDIE BOOTHBAY BLUE	JAMES HARDIE GRAY SLATE	JAMES HARDIE COUNTRYLANE RED	JAMES HARDIE RICH ESPRESSO
QE MATCH 266 VT Lakeshore Blue	QE MATCH 630 Gray Slate	QE MATCH J40 Countrylane Red	QE MATCH 511 Terratone *
JAMES HARDIE MOUNTAIN SAGE	JAMES HARDIE TIMBER BARK	JAMES HARDIE AGED PEWTER	JAMES HARDIE LIGHT MIST
QE MATCH 767 Grenadier Green	QE MATCH 410 Thatch *	QE MATCH 628 Aged Pewter	QE MATCH 805 Pewter *
JAMES HARDIE MONTEREY TAUPE	JAMES HARDIE KHAKI BROWN	JAMES HARDIE NAVAJO BEIGE	JAMES HARDIE COBBLE STONE
QE MATCH 807 Clay *	QE MATCH 509 Norwood *	QE MATCH 327 Desert Tan *	QE MATCH 819 Herringbone *
JAMES HARDIE PEARL GRAY	JAMES HARDIE ARCTIC WHITE		
QE MATCH 770 Victorian Gray	QE MATCH 280 White *		

LP® SMARTSIDE® COLOR MATCHES | SOLID COLOR OFFERING

LP EXPERT FINISH ABYSS BLACK	LP EXPERT FINISH MIDNIGHT SHADOW	LP EXPERT FINISH RAPIDS BLUE	LP EXPERT FINISH SUMMIT BLUE
QE MATCH 518 Black *	QE MATCH L88 Midnight Shadow	QE MATCH L86 Rapids Blue	QE MATCH L85 Summit Blue
LP EXPERT FINISH REDWOOD RED	LP EXPERT FINISH CAVERN STEEL	LP EXPERT FINISH TUNDRA GRAY	LP EXPERT FINISH QUARRY GRAY
QE MATCH L83 Redwood Red	QE MATCH L87 Cavern Steel	QE MATCH L84 Tundra Gray	QE MATCH 805 Pewter *
LP EXPERT FINISH GARDEN SAGE	LP EXPERT FINISH TIMBERLAND SUEDE	LP EXPERT FINISH HARVEST HONEY	LP EXPERT FINISH TERRA BROWN
QE MATCH L82 Garden Sage	QE MATCH L81 Timberland Suede	QE MATCH L80 Harvest Honey	QE MATCH 774 Pebble Clay
LP EXPERT FINISH PRAIRIE CLAY	LP EXPERT FINISH SAND DUNES	LP EXPERT FINISH DESERT STONE	LP EXPERT FINISH SNOWSCAPE WHITE
QE MATCH 609 Clay	QE MATCH 327 Desert Tan *	QE MATCH 819 Herringbone *	QE MATCH 280 White *

ROYAL® COLOR MATCHES | SOLID COLOR OFFERING

ROYAL IRONSTONE	ROYAL MUSKET BROWN	ROYAL COCOA	ROYAL URBAN BRONZE	ROYAL WEATHERED GRAY	ROYAL GRANITE
QE MATCH 414 Ironstone *	QE MATCH 661 Umber	QE MATCH 432 Cocoa	QE MATCH 451 Urban Bronze	QE MATCH 437 Weathered Gray	QE MATCH 439 Granite
ROYAL RIVERWAY	ROYAL SHAMROCK	ROYAL ROCKSLIDE	ROYAL TREE MOSS	ROYAL CYPRESS	ROYAL SILVER MIST
QE MATCH R10 Riverway	QE MATCH 442 Shamrock	QE MATCH 450 Rockslide	QE MATCH 436 Royal Tree Moss	QE MATCH 559 Cypress	QE MATCH 449 EP Nantucket
ROYAL MARINE BLUE	ROYAL WEDGEWOOD	ROYAL MIDNIGHT SURF	ROYAL HERITAGE BLUE	ROYAL STORM	ROYAL BLUE GRAY
QE MATCH 435 Marine Blue	QE MATCH 445 Wedgewood	QE MATCH 440 Midnight Surf	QE MATCH 789 Heritage Blue	QE MATCH 433 Storm	QE MATCH 593 Blue Gray
ROYAL REDWOOD	ROYAL TOASTED ALMOND	ROYAL WALNUT	ROYAL BROWNSTONE	ROYAL WICKER	ROYAL SOFT MAPLE
QE MATCH 441 Redwood	QE MATCH 434 Toasted Almond	QE MATCH 263 VT Canyon Ridge	QE MATCH 438 Brownstone	QE MATCH 809 Wicker *	QE MATCH 544 Light Maple
ROYAL HARVARD SLATE	ROYAL FLAGSTONE	ROYAL PEBBLE CLAY	ROYAL HEATHER	ROYAL SAND	ROYAL VINTAGE CREAM
QE MATCH 541 Granite Gray	QE MATCH 265 VT Tundra Moss	QE MATCH 774 Pebble Clay	QE MATCH 506 Heather	QE MATCH 784 Sand	QE MATCH R11 Vintage Cream
ROYAL STERLING	ROYAL LINEN	ROYAL WHITE			
QE MATCH 212 NX Silver	QE MATCH 207 Linen	QE MATCH 280 White *			

* colors available in additional QE products

PROVIA® COLOR MATCHES | SOLID COLOR OFFERING

PROVIA COAL BLACK	PROVIA NIGHTFALL	PROVIA MUSKET BROWN	PROVIA TIMBERLINE	PROVIA MOUNTAIN BERRY	PROVIA HARVEST RED
QE MATCH 518 Black *	QE MATCH 331 Iron Gray	QE MATCH V04 Musket Brown	QE MATCH 625 Graphite	QE MATCH V03 Mountain Berry	QE MATCH 441 Redwood
PROVIA PUEBLO	PROVIA CANYON	PROVIA CLAY	PROVIA PRAIRIE	PROVIA SANDALWOOD	PROVIA CHATEAU
QE MATCH V07 Pueblo	QE MATCH V02 Canyon	QE MATCH 807 Clay *	QE MATCH 354 Clay	QE MATCH 784 Royal Sand	QE MATCH E64 Saddle
PROVIA PINE	PROVIA ASPEN	PROVIA SAGE	PROVIA SAND	PROVIA ALABASTER	PROVIA CREAM
QE MATCH V06 Pine	QE MATCH V01 Aspen	QE MATCH 559 Cypress	QE MATCH V08 Sand	QE MATCH 327 Desert Tan *	QE MATCH 203 Cream
PROVIA NEPTUNE	PROVIA SEA SLATE	PROVIA MYST GRAY	PROVIA NAUTICA	PROVIA PREMIUM BLUE	PROVIA HERO BLUE
QE MATCH 470 Midnight Blue *	QE MATCH 440 Midnight Surf	QE MATCH 405 Foothill Blue	QE MATCH V05 Nautica	QE MATCH 593 Blue Gray	QE MATCH 558 Crane Harbor Blue
PROVIA GRANITE	PROVIA EVEREST	PROVIA PEWTER	PROVIA GRAY		
QE MATCH 355 Pelican	QE MATCH 771 Royal Sage	QE MATCH 462 Silver Lining *	QE MATCH 212 NX Victorian Silver		
PROVIA ANTIQUÉ WHITE	PROVIA LINEN	PROVIA WHITE			
QE MATCH 819 Herringbone *	QE MATCH 207 Linen	QE MATCH 280 White *			

* colors available in additional QE products

THE
APPENDIX
NATIONAL | SOUTHWEST | SOUTHEAST PRODUCT OFFERING

VESTA | PLANK SIDING & ACCESSORIES

DESCRIPTION	SKU	MATERIAL	THICKNESS	LENGTH	FINISH	PIECES/CARTON	CARTON/PALLET	LB/CARTON	PALLET/TRUCK
5" Plank Siding HD3 Woodgrain	5PS8HD3	Steel	0.020"	8 ft length	HD3 Woodgrain: Kynar® 500 CarbonTech90	15 pc/ctn ½ square	36 ctn/plt	72 lb/ctn	8 plt/trk
5" Plank Siding Solid	5PS12	Steel	0.020"	12 ft length	Solid: Kynar	10 pc/ctn ½ square	36 ctn/plt	71 lb/ctn	8 plt/trk
5" Plank Soffit HD3 Woodgrain	Full Vent 5PS8HD3V	Steel	0.020"	8 ft length	HD3 Woodgrain: Kynar® 500 CarbonTech90	15 pc/ctn ½ square	36 ctn/plt	65 lb/ctn	8 plt/trk
	Solid 5PS8HD3	Steel	0.020"	8 ft length	HD3 Woodgrain: Kynar® 500 CarbonTech90	15 pc/ctn ½ square	36 ctn/plt	65 lb/ctn	8 plt/trk
5" Plank Soffit	Full Vent 5PS12V	Steel	0.020"	12 ft length	Solid: Kynar	10 pc/ctn ½ square	36 ctn/plt	71 lb/ctn	8 plt/trk
	Solid 5PS12	Steel	0.020"	12 ft length	Solid: Kynar	10 pc/ctn ½ square	36 ctn/plt	71 lb/ctn	8 plt/trk
6" Vesta Fascia Standard	6FSVS 6FSVSHD3	Steel	0.016"	12 ft length	Solid: Kynar HD3 Woodgrain: Kynar 500 CarbonTech90	10 pc/ctn	30 ctn/plt	47 lb/ctn	8 plt/trk
8" Vesta Fascia Standard	8FSVS 8FSVSHD3	Steel	0.016"	12 ft length	Solid: Kynar HD3 Woodgrain: Kynar 500 CarbonTech90	10 pc/ctn	30 ctn/plt	51 lb/ctn	8 plt/trk
6" Vesta Fascia & Lock Architectural	6FSVSL 6FSVSLHD3	Steel	0.016"	10 ft length	Solid: Kynar HD3 Woodgrain: Kynar 500 CarbonTech90	6 pc/ctn	30 ctn/plt	47 lb/ctn	8 plt/trk
8" Vesta Fascia & Lock Architectural	8FSVSL 8FSVSLHD3	Steel	0.016"	10 ft length	Solid: Kynar HD3 Woodgrain: Kynar 500 CarbonTech90	6 pc/ctn	30 ctn/plt	51 lb/ctn	8 plt/trk
Outside Corner Post Dual Nail Flange	OCPVS OCPVSHD3	Steel	0.016"	10 ft length	Solid: Kynar HD3 Woodgrain: Kynar 500 CarbonTech90	6 pc/ctn	12 ctn/plt	54 lb/ctn	10 plt/trk
Outside Corner Post Single Nail Flange	OCPSP OCPSPHD3	Steel	0.016"	10 ft length	Solid: Kynar HD3 Woodgrain: Kynar 500 CarbonTech90	10 pc/ctn	20 ctn/plt	42 lb/ctn	8 plt/trk
Inside Corner Block	ICBPS ICBHD3	Steel	0.016"	10 ft length	Solid: Kynar HD3 Woodgrain: Kynar 500 CarbonTech90	10 pc/ctn	20 ctn/plt	24 & 27 lb/ctn	8 plt/trk
Drip Cap	DCP DCPHD3	Steel	0.016"	10 ft length	Solid: Kynar HD3 Woodgrain: Kynar 500 CarbonTech90	10 pc/ctn	15 ctn/plt	21 lb/ctn	8 plt/trk
L-Flashing	L58S L58SHD3	Steel	0.016"	10 ft length	Solid: Kynar HD3 Woodgrain: Kynar 500 CarbonTech90	25 pc/ctn	40 ctn/plt	34 lb/ctn	8 plt/trk
Brick Ledge Flashing	BLFP BLFPHD3	Steel	0.016"	10 ft length	Solid: Kynar HD3 Woodgrain: Kynar 500 CarbonTech90	10 pc/ctn	40 ctn/plt	28 lb/ctn	8 plt/trk
Plank Starter Strip	PSS PSSH3	Steel	0.016"	10 ft length	Solid: Kynar HD3 Woodgrain: Kynar 500 CarbonTech90	10 pc/ctn	40 ctn/plt	49 lb/ctn	8 plt/trk
H-Channel	5HCP 5HCPHD3	Steel	0.016"	10 ft length	Solid: Kynar HD3 Woodgrain: Kynar 500 CarbonTech90	10 pc/ctn	15 ctn/plt	26 lb/ctn	8 plt/trk
J-Channel	J5P J5PHD3	Steel	0.016"	12 ft length	Solid: Kynar HD3 Woodgrain: Kynar 500 CarbonTech90	25 pc/ctn	40 ctn/plt	48 lb/ctn	8 plt/trk
Support Trim	PST	Steel	0.016"	10 ft length	Mill	10 pc/ctn	15 ctn/plt	16 lb/ctn	8 plt/trk
Utility Trim	UTS UTSHD3	Steel	0.016"	12 ft length	Solid: Kynar HD3 Woodgrain: Kynar 500 CarbonTech90	25 pc/ctn	40 ctn/plt	40 lb/ctn	8 plt/trk
14.77" x 30 ft Trim Coil	T1430SM T1430SMHD3	Steel	0.016"	30 ft length	Solid: Kynar HD3 Woodgrain: Kynar 500 CarbonTech90	1 roll	32 ctn/plt	29 lb/ctn	26 plt/trk
Touch-Up Paint	BRUSH BRUSHHD3	-	-	-	PVDF	1 pc/ctn	-	-	-
Saw Blade	7.25SSB	-	-	-	Carbide Tipped Blade	1 pc/ctn	-	-	-

TRUCEDAR | SIDING & ACCESSORIES

DESCRIPTION	SKU	MATERIAL	THICKNESS	LENGTH	FINISH	PIECES/CARTON	CARTON/PALLET	LB/CARTON	PALLET/TRUCK
Double 4"	D4S D4SHD2	Steel	0.016"	12 ft 6 ½" length	Kynar CarbonTech60	12 pc/ctn 1 square	30 ctn/plt	94 lb/ctn	8 plt/trk
Single 6"	S6S S6SHD2	Steel	0.016"	12 ft 6 ½" length	Kynar CarbonTech60	8 pc/ctn ½ square	30 ctn/plt	60 lb/ctn	8 plt/trk
Single 6" Foam Backed	S6FBS S6FBSHD2	Steel	0.016"	12 ft 6 ½" length	Kynar CarbonTech60	8 pc/ctn ½ square	30 ctn/plt	60 lb/ctn	8 plt/trk
Single 6" Dutch Lap	S6DLS S6DLSHD2	Steel	0.016"	12 ft 6 ½" length	Kynar CarbonTech60	8 pc/ctn ½ square	30 ctn/plt	60 lb/ctn	8 plt/trk
Single 6" Dutch Lap Foam Backed	S6DLFBS S6DLFBSHD2	Steel	0.016"	12 ft 6 ½" length	Kynar CarbonTech60	8 pc/ctn ½ square	30 ctn/plt	60 lb/ctn	8 plt/trk
Single 8"	S8S S8SHD2	Steel	0.016"	12 ft 6 ½" length	Kynar CarbonTech60	12 pc/ctn 1 square	30 ctn/plt	88 lb/ctn	8 plt/trk
6" Board & Batten	6BBS 6BBSHD2	Steel	0.016"	10 ft length	Kynar CarbonTech60	10 pc/ctn ½ square	30 ctn/plt	62 lb/ctn	8 plt/trk
10" Board & Batten	10BBS 10BBSHD2	Steel	0.016"	10 ft length	Kynar CarbonTech60	6 pc/ctn ½ square	30 ctn/plt	56 lb/ctn	8 plt/trk
9.075" Seamless Siding	SSC9.075 SSC9.075HD2	Steel	0.016"	500 lb/roll	Kynar CarbonTech60	1 roll	1 ctn/plt	500 lb/roll	55 plt/trk
	MSSC9.075 MSSC9.075HD2	Steel	0.016"	350 lb/roll	Kynar CarbonTech60	1 roll	1 ctn/plt	350 lb/roll	55 plt/trk
10.77" Seamless Siding	SSC10.77 SSC10.77HD2	Steel	0.016"	700 lb/roll	Kynar CarbonTech60	1 roll	1 ctn/plt	700 lb/roll	55 plt/trk
	MSSC10.77 MSSC10.77HD2	Steel	0.016"	350 lb/roll	Kynar CarbonTech60	1 roll	1 ctn/plt	350 lb/roll	55 plt/trk
13.25" Seamless Siding	SSC13.25 SSC13.25HD2	Steel	0.016"	700 lb/roll	Kynar CarbonTech60	1 roll	1 ctn/plt	700 lb/roll	55 plt/trk
	MSSC13.25 MSSC13.25HD2	Steel	0.016"	350 lb/roll	Kynar CarbonTech60	1 roll	1 ctn/plt	350 lb/roll	55 plt/trk
14.77" Seamless Siding	SSC14.77 SSC14.77HD2	Steel	0.016"	700 lb/roll	Kynar CarbonTech60	1 roll	1 ctn/plt	700 lb/roll	55 plt/trk
	MSSC14.77 MSSC14.77HD2	Steel	0.016"	350 lb/roll	Kynar CarbonTech60	1 roll	1 ctn/plt	350 lb/roll	55 plt/trk
6" TruCedar® Fascia	6FSS 6FSSH2	Steel	0.016"	12 ft length	Kynar CarbonTech60	10 pc/ctn	30 ctn/plt	54 lb/ctn	8 plt/trk
8" TruCedar® Fascia	8FSS 8FSSH2	Steel	0.016"	12 ft length	Kynar CarbonTech60	10 pc/ctn	30 ctn/plt	69 lb/ctn	8 plt/trk
Brick Ledge Flashing	BLF BLFH2	Steel	0.016"	10 ft length	Kynar CarbonTech60	10 pc/ctn	40 ctn/plt	24 lb/ctn	8 plt/trk
(0.75") ¾" J-Channel	J75S J75SHD2	Steel	0.016"	12 ft length	Kynar CarbonTech60	25 pc/ctn	40 ctn/plt	54 lb/ctn	8 plt/trk
1" J-Channel	J1S J1SHD2	Steel	0.016"	10 ft length	Kynar CarbonTech60	25 pc/ctn	40 ctn/plt	41 lb/ctn	8 plt/trk
(0.625") 5/8" L-Channel (Not Embossed)	L58S L58SHD2	Steel	0.016"	10 ft length	Kynar CarbonTech60	25 pc/ctn	40 ctn/plt	34 lb/ctn	8 plt/trk
(0.625") 5/8" Undersill (Not Embossed)	UTS UTSHD2	Steel	0.016"	12 ft length	Kynar CarbonTech60	25 pc/ctn	40 ctn/plt	40 lb/ctn	8 plt/trk
1-Piece Inside Corner Block	ICB ICBH2	Steel	0.016"	10 ft length	Kynar CarbonTech60	10 pc/ctn	15 ctn/plt	24 lb/ctn	8 plt/trk
1-Piece Outside Corner Post	OCP OCPHD2	Steel	0.016"	10 ft length	Kynar CarbonTech60	10 pc/ctn	15 ctn/plt	78 lb/ctn	8 plt/trk
2-Piece Outside Corner Post CAP	OCP2P OCP2PHD2	Steel	0.016"	10 ft length	Kynar CarbonTech60	10 pc/ctn	15 ctn/plt	47.5 lb/ctn	8 plt/trk
2-Piece Outside Corner Post BASE	OCPB	Steel	0.016"	10 ft length	Kynar CarbonTech60 <i>Black only</i>	10 pc/ctn	15 ctn/plt	44 lb/ctn	8 plt/trk

TRUCEDAR | ACCESSORIES CONTINUED

DESCRIPTION	SKU	MATERIAL	THICKNESS	LENGTH	FINISH	PIECES/CARTON	CARTON/PALLET	LB/CARTON	PALLET/TRUCK
Batten Trim (Used for Board & Batten)	BT10 BT10HD2	Steel	0.016"	10 ft length	Kynar CarbonTech60	10 pc/ctn	30 ctn/plt	30 lb/ctn	8 plt/trk
Z-Flashing (Used for Board & Batten)	BBZT10 BBZT10HD2	Steel	0.016"	10 ft length	Kynar CarbonTech60	10 pc/ctn	40 ctn/plt	18 lb/ctn	8 plt/trk
14.77" x 30 ft Trim Coil (TruCedar Embossed)	T1430S T1430SHD2	Steel	0.016"	30 ft length	Kynar CarbonTech60	1 roll	40 ctn/plt	29 lb/ctn	8 plt/trk
3" Starter Strip	3SSGAL	Steel	0.0155"	10 ft length	Mill	25 pc/ctn	72 ctn/plt	40 lb/ctn	10 plt/trk
4" Starter Strip	4SSGAL	Steel	0.0155"	10 ft length	Mill	20 pc/ctn	63 ctn/plt	48 lb/ctn	10 plt/trk
Touch-Up Paint	BRUSH BRUSHHD2	-	-	-	PVDF	1 pc	-	-	-
Saw Blade	7.25SSB	-	-	-	Carbide Tipped Blade	1 pc	-	-	-

OVERHANG | SOFFIT

DESCRIPTION	SKU	STYLE	MATERIAL	THICKNESS	LENGTH	FINISH	PIECES/CARTON	CARTON/PALLET	LB/CARTON	PALLET/TRUCK
Vesta Plank Soffit HD3 Woodgrain	5PS8HD3V	Full Vent	Steel	0.020"	8 ft length ½ square	HD3 Woodgrain: Kynar® 500 CarbonTech90	15 pc/ctn	36 ctn/plt	72 lb/ctn	8 plt/trk
	5PS8HD3	Solid								
Vesta Plank Soffit Solid Finish	5PS12V	Full Vent	Steel	0.020"	12 ft length ½ square	Solid: Kynar	10 pc/ctn	36 ctn/plt	71 lb/ctn	8 plt/trk
	5PS12	Solid								
TruVent® Hidden Vent Soffit	HVS	Full Vent	Aluminum	0.019"	12 ft length 192 sq ft	Q800 TuffTech	16 pc/ctn	27 ctn/plt	68 lb/ctn	8 plt/trk
12" TruLine® HP Soffit	SV	Full Vent	Aluminum	0.019"	12 ft length 192 sq ft	Q800 TuffTech	16 pc/ctn	33 ctn/plt	60 lb/ctn	8 plt/trk
	CV	Center Vent								
	S	Solid								
12" TruLine® TS Soffit	SV_BLDR	Full Vent	Aluminum	0.016"	12 ft length 192 sq ft	Q800 TuffTech	16 pc/ctn	33 ctn/plt	60 lb/ctn	8 plt/trk
	SCV_BLDR	Center Vent								
	S_BLDR	Solid								
16" TruLine® HP Soffit	16V	Full Vent	Aluminum	0.019"	12 ft length 192 sq ft	Q800 TuffTech	12 pc/ctn	32 ctn/plt	57 lb/ctn	8 plt/trk
	16SCV	Center Vent								
	16SS	Solid								
16" TruLine® TS Soffit	16SCV_BLDR	Center Vent	Aluminum	0.016"	12 ft length 192 sq ft	Q800 TuffTech	12 pc/ctn	32 ctn/plt	48 lb/ctn	8 plt/trk
	16SS_BLDR	Solid								
Double 5" Soffit	D5VS	Full Vent	Aluminum	0.019"	12 ft length 200 sq ft	Q800 TuffTech	20 pc/ctn	33 ctn/plt	63 lb/ctn	8 plt/trk
	D5SS	Solid								
Double 6" Soffit	D6VS	Full Vent	Aluminum	0.019"	12 ft length 200 sq ft	Q800 TuffTech	16 pc/ctn	33 ctn/plt	60 lb/ctn	8 plt/trk
	D6SS	Solid								
Porch Ceiling Collection	D5PC	Solid	Aluminum	0.024"	12 ft length 200 sq ft	Q800 TuffTech	20 pc/ctn	33 ctn/plt	81.5 lb/ctn	8 plt/trk

OVERHANG | FASCIA

DESCRIPTION	SIZE	SKU	STYLE	MATERIAL	THICKNESS	LENGTH	FINISH	PIECES/CARTON	CARTON/PALLET	LB/CARTON	PALLET/TRUCK
Vesta Standard Fascia Steel	6"	6FSVS	Solid	Steel	0.016"	12 ft length	Solid: Kynar	10 pc/ctn	30 ctn/plt	47 lb/ctn	8 plt/trk
		6FSVSHD3	HD3 Woodgrain				HD3 Woodgrain: Kynar 500 CarbonTech90				
	8"	8FSVS	Solid	Steel	0.016"	12 ft length	Solid: Kynar	10 pc/ctn	30 ctn/plt	51 lb/ctn	8 plt/trk
		8FSVSHD3	HD3 Woodgrain				HD3 Woodgrain: Kynar 500 CarbonTech90				
Vesta Architectural Fascia & Lock Steel	6"	6FSVSL	Solid	Steel	0.016"	10 ft length	Solid: Kynar	6 pc/ctn	30 ctn/plt	54 lb/ctn	8 plt/trk
		6FSVSLHD3	HD3 Woodgrain				HD3 Woodgrain: Kynar 500 CarbonTech90				
	8"	8FSVSL	Solid	Steel	0.016"	10 ft length	Solid: Kynar	6 pc/ctn	30 ctn/plt	69 lb/ctn	8 plt/trk
		8FSVSLHD3	HD3 Woodgrain				HD3 Woodgrain: Kynar 500 CarbonTech90				
TruCedar Woodgrain Fascia Steel	6"	6FSS	Solid	Steel	0.016"	12 ft length	Solid: Kynar	10 pc/ctn	30 ctn/plt	54 lb/ctn	8 plt/trk
		6FSSHD2	HD2 Woodgrain				HD2 Woodgrain				
	8"	8FSS	Solid	Steel	0.016"	12 ft length	Solid: Kynar	10 pc/ctn	30 ctn/plt	69 lb/ctn	8 plt/trk
		8FSSHD2	HD2 Woodgrain				HD2 Woodgrain				
TruLine Woodgrain Fascia Steel	6"	6FSWG	TruLine® Woodgrain	Steel	0.016"	12 ft length	Q800 TuffTech	10 pc/ctn	30 ctn/plt	49 lb/ctn	8 plt/trk
		8FSWG	TruLine® Woodgrain	Steel	0.016"	12 ft length	Q800 TuffTech	10 pc/ctn	30 ctn/plt	60 lb/ctn	8 plt/trk
TruLine® HP Fascia Aluminum	4"	4F_SM	Smooth	Aluminum	0.024"	12 ft length	Q800 TuffTech	25 pc/ctn	40 ctn/plt	45 lb/ctn	8 plt/trk
		4F	Ribbed: 1								
		4FW	TruLine® Woodgrain								
	5 3/4" (5.75")	5.75F	Ribbed: 2	Aluminum	0.024"	12 ft length	Q800 TuffTech	25 pc/ctn	30 ctn/plt	60 lb/ctn	8 plt/trk
		5.75FW	TruLine® Woodgrain								
	6"	6F_SM	Smooth	Aluminum	0.024"	12 ft length	Q800 TuffTech	25 pc/ctn	30 ctn/plt	62 lb/ctn	8 plt/trk
		6F	Ribbed: 2								
		6FW	TruLine® Woodgrain								
	7 3/4" (7.75")	7.75FW	TruLine® Woodgrain	Aluminum	0.024"	12 ft length	Q800 TuffTech	25 pc/ctn	28 ctn/plt	78 lb/ctn	8 plt/trk
	8"	8F_SM	Smooth	Aluminum	0.024"	12 ft length	Q800 TuffTech	25 pc/ctn	28 ctn/plt	62 lb/ctn	8 plt/trk
		8F	Ribbed: 3								
		8FW	TruLine® Woodgrain								
10"	10F	Ribbed: 4	Aluminum	0.024"	12 ft length	Q800 TuffTech	25 pc/ctn	24 ctn/plt	98 lb/ctn	8 plt/trk	
	10FW	TruLine® Woodgrain									
TruLine® TS Fascia Aluminum	6"	6F_BLDR	Ribbed: 2	Aluminum	0.019"	12 ft length	Q800 TuffTech	25 pc/ctn	30 ctn/plt	52 lb/ctn	8 plt/trk
		6FW_BLDR	TruLine® Woodgrain								
	8"	8F_BLDR	Ribbed: 3	Aluminum	0.019"	12 ft length	Q800 TuffTech	25 pc/ctn	28 ctn/plt	68 lb/ctn	8 plt/trk
		8FW_BLDR	TruLine® Woodgrain								

OVERHANG | DESIGNER ACCESSORIES

DESCRIPTION	SIZE	SKU	MATERIAL	THICKNESS	LENGTH	FINISH	PIECES/CARTON	CARTON/PALLET	LB/CARTON	PALLET/TRUCK
Cove Soffit Receiver		CVSR	Aluminum	0.019"	10 ft length	Q800 TuffTech	10 pc/ctn	40 ctn/plt	12 lb/ctn	10 plt/trk
Recessed Crown Molding		RCM	Aluminum	0.019"	10 ft length	Q800 TuffTech	20 pc/ctn	40 ctn/plt	20 lb/ctn	10 plt/trk
Mitre Divider	3/8" (0.375")	MD	Aluminum	0.019"	10 ft length	Q800 TuffTech	10 pc/ctn	48 ctn/plt	15 lb/ctn	10 plt/trk
	1/2" (0.50")	MD5	Aluminum	0.019"	10 ft length	Q800 TuffTech	10 pc/ctn	48 ctn/plt	15 lb/ctn	10 plt/trk
F-Channel	3/8" (0.375")	F	Aluminum	0.019"	12 ft length	Q800 TuffTech	25 pc/ctn	50 ctn/plt	36 lb/ctn	10 plt/trk
	1/2" (0.50")	F5	Aluminum	0.019"	12 ft length	Q800 TuffTech	25 pc/ctn	50 ctn/plt	36 lb/ctn	10 plt/trk
J-Channel	3/8" (0.375")	J	Aluminum	0.019"	12 ft length	Q800 TuffTech	25 pc/ctn	100 ctn/plt	17 lb/ctn	8 plt/trk
		PC38J <i>For use with Porch Ceiling</i>	Aluminum	0.024"	10 ft length	Q800 TuffTech	30 pc/ctn	40 ctn/plt	26 lb/ctn	10 plt/trk
	1/2" (0.50")	J5	Aluminum	0.019"	12 ft length	Q800 TuffTech	25 pc/ctn	100 ctn/plt	17 lb/ctn	8 plt/trk
	3/4" (0.75")	J75	Aluminum	0.019"	10 ft length	Q800 TuffTech	30 pc/ctn	100 ctn/plt	20 lb/ctn	8 plt/trk

ROOF FLASHING | T-STYLE DRIP EDGE

DESCRIPTION	SKU	STYLE	MATERIAL	THICKNESS	LENGTH	FINISH	PIECES/CARTON	CARTON/PALLET	LB/CARTON	PALLET/TRUCK
Infinity Drip Edge	IDE	Infinity	Aluminum	0.019"	10 ft length	Q800 TuffTech	25 pc/ctn	40 ctn/plt	29 lb/ctn	10 plt/trk
	IDELT	Infinity	Aluminum	0.019"	10 ft length	Q800 TuffTech	25 pc/ctn	40 ctn/plt	25 lb/ctn	10 plt/trk
	IDE28G	Infinity	Steel	0.013"	10 ft length	Q800 TuffTech Mill	25 pc/ctn	40 ctn/plt	68 lb/ctn	10 plt/trk
	IDE30G	Infinity	Steel	0.010"	10 ft length	Q800 TuffTech Mill	25 pc/ctn	40 ctn/plt	54 lb/ctn	10 plt/trk
	IDELT30G	Infinity	Steel	0.010"	10 ft length	Q800 TuffTech Mill	25 pc/ctn	40 ctn/plt	42 lb/ctn	10 plt/trk
1" T-Style Drip Edge	1T	Pre-Notched	Aluminum	0.019"	10 ft length	Q800 TuffTech	50 pc/ctn	36 ctn/plt	45 lb/ctn	10 plt/trk
	1TNNE	Non-Notched	Aluminum	0.011"	10 ft length	Q800 TuffTech Mill	50 pc/ctn	30 ctn/plt	35 lb/ctn	10 plt/trk
	1TTPGAL	Pre-Notched	Steel	0.016"	10 ft length	Q800 TuffTech Mill	25 pc/ctn	42 ctn/plt	65 lb/ctn	10 plt/trk
	S1T28G	Pre-Notched	Steel	0.013"	10 ft length	Q800 TuffTech	25 pc/ctn	42 ctn/plt	46 lb/ctn	10 plt/trk
	1TNN_G	Non-Notched	Steel	0.010"	10 ft length	Q800 TuffTech	25 pc/ctn	42 ctn/plt	40 lb/ctn	10 plt/trk
1 1/4" T-Style Drip Edge	1.25T	Pre-Notched	Aluminum	0.019"	10 ft length	Q800 TuffTech Mill	50 pc/ctn	30 ctn/plt	40 lb/ctn	10 plt/trk
	S1.25T28G	Pre-Notched	Steel	0.013"	10 ft length	Q800 TuffTech	25 pc/ctn	42 ctn/plt	46 lb/ctn	10 plt/trk
1 1/2" T-Style Drip Edge	1.5TNNE	Non-notched	Aluminum	0.011"	10 ft length	Q800 TuffTech	50 pc/ctn	30 ctn/plt	40 lb/ctn	10 plt/trk
	1.5T016	Pre-notched	Aluminum	0.016"	10 ft length	Q800 TuffTech	50 pc/ctn	30 ctn/plt	40 lb/ctn	10 plt/trk
	1.5T	Pre-notched	Aluminum	0.019"	10 ft length	Q800 TuffTech Mill	50 pc/ctn	30 ctn/plt	50 lb/ctn	10 plt/trk
	1.5TNN	Non-notched	Aluminum	0.019"	10 ft length	Q800 TuffTech Mill	50 pc/ctn	30 ctn/plt	50 lb/ctn	10 plt/trk
	1.5T12	Pre-notched	Aluminum	0.019"	12 ft length	Q800 TuffTech Mill	25 pc/ctn	30 ctn/plt	30 lb/ctn	10 plt/trk
	1.5XT	Pre-notched	Aluminum	0.019"	10 ft length	Q800 TuffTech Mill	50 pc/ctn	30 ctn/plt	63 lb/ctn	10 plt/trk
	1.5XXTA	Non-notched	Aluminum	0.019"	10 ft length	Q800 TuffTech Mill	25 pc/ctn	15 ctn/plt	34 lb/ctn	10 plt/trk
	1.5TNN_G	Non-notched	Steel	0.010"	10 ft length	Q800 TuffTech Mill	25 pc/ctn	42 ctn/plt	42 lb/ctn	10 plt/trk
	S1.5T28G	Pre-notched	Steel	0.013"	10 ft length	Q800 TuffTech Mill	25 pc/ctn	42 ctn/plt	49 lb/ctn	10 plt/trk
	1.5TTPGAL	Pre-notched	Steel	0.016"	10 ft length	Q800 TuffTech Mill	25 pc/ctn	42 ctn/plt	64 lb/ctn	10 plt/trk
	1.5TNGAL_019	Pre-notched	Steel	0.019"	10 ft length	Q800 TuffTech Mill	15 pc/ctn	42 ctn/plt	48 lb/ctn	10 plt/trk
	S1.5TEL28G	Pre-notched	Steel	0.013"	10 ft length	Q800 TuffTech Mill	25 pc/ctn	42 ctn/plt	65 lb/ctn	10 plt/trk

ROOF FLASHING | T-STYLE DRIP EDGE

DESCRIPTION	SKU	STYLE	MATERIAL	THICKNESS	LENGTH	FINISH	PIECES/CARTON	CARTON/PALLET	LB/CARTON	PALLET/TRUCK
1 3/4" T-Style Drip Edge	1.75TTPGAL	Pre-notched	Steel	0.016"	10 ft length	Q800 TuffTech Mill	25 pc/ctn	42 ctn/plt	62 lb/ctn	10 plt/trk
	1.75T10	Pre-notched	Aluminum	0.019"	10 ft length	Q800 TuffTech Mill	20 pc/ctn	42 ctn/plt	22 lb/ctn	10 plt/trk
	1.75T12	Pre-notched	Aluminum	0.019"	12 ft length	Q800 TuffTech	20 pc/ctn	48 ctn/plt	25 lb/ctn	8 plt/trk
2" T-Style Drip Edge	2T	Pre-notched	Aluminum	0.019"	10 ft length	Q800 TuffTech	40 pc/ctn	30 ctn/plt	45 lb/ctn	8 plt/trk
	2T12	Pre-notched	Aluminum	0.019"	12 ft length	Q800 TuffTech	20 pc/ctn	30 ctn/plt	25 lb/ctn	8 plt/trk
	2TTPGAL	Pre-notched	Steel	0.016"	10 ft length	Q800 TuffTech	20 pc/ctn	42 ctn/plt	50 lb/ctn	10 plt/trk
	S2T28G	Pre-notched	Steel	0.013"	10 ft length	Q800 TuffTech Mill	25 pc/ctn	35 ctn/plt	59 lb/ctn	10 plt/trk
F8 Drip Edge	F8	Non-notched	Aluminum	0.019"	10 ft length	Q800 TuffTech	25 pc/ctn	40 ctn/plt	40 lb/ctn	10 plt/trk
	SF828G	Non-notched	Steel	0.013"	10 ft length	Q800 TuffTech Mill	25 pc/ctn	42 ctn/plt	91 lb/ctn	10 plt/trk

ROOF FLASHING | SIDERS EDGE

DESCRIPTION	SKU	MATERIAL	THICKNESS	LENGTH	FINISH	PIECES/CARTON	CARTON/PALLET	LB/CARTON	PALLET/TRUCK
Siders Edge	SE	Aluminum	0.019"	10 ft length	Q800 TuffTech	25 pc/ctn	72 ctn/plt	20 lb/ctn	10 plt/trk

ROOF FLASHING | C-STYLE DRIP EDGE

DESCRIPTION	SKU	MATERIAL	THICKNESS	LENGTH	FINISH	PIECES/CARTON	CARTON/PALLET	LB/CARTON	PALLET/TRUCK
C-Style Drip Edge	1C	Aluminum	0.019"	10 ft length	Q800 TuffTech	50 pc/ctn	36 ctn/plt	51 lb/ctn	10 plt/trk
	1.5C	Aluminum	0.019"	10 ft length	Q800 TuffTech	50 pc/ctn	30 ctn/plt	51 lb/ctn	10 plt/trk
	2C	Aluminum	0.019"	10 ft length	Q800 TuffTech	40 pc/ctn	30 ctn/plt	50 lb/ctn	10 plt/trk

ROOF FLASHING | ASPHALT DRIP

DESCRIPTION	SKU	MATERIAL	THICKNESS	LENGTH	FINISH	PIECES/CARTON	CARTON/PALLET	LB/CARTON	PALLET/TRUCK
1" Asphalt Drip	1ADGAL_019	Steel	0.019"	10 ft length	Q800 TuffTech Mill	25 pc/ctn	40 ctn/plt	54 lb/ctn	10 plt/trk
	1ADTPGAL	Steel	0.016"	10 ft length	Q800 TuffTech	25 pc/ctn	40 ctn/plt	45 lb/ctn	10 plt/trk
	S1AD28G	Steel	0.013"	10 ft length	Q800 TuffTech Mill	50 pc/ctn	40 ctn/plt	68 lb/ctn	10 plt/trk
1 1/2" Asphalt Drip	1.5AD	Aluminum	0.019"	10 ft length	Q800 TuffTech	50 pc/ctn	40 ctn/plt	45 lb/ctn	10 plt/trk
	1.5X2.5ADE	Aluminum	0.011"	10 ft length	Q800 TuffTech Mill	50 pc/ctn	40 ctn/plt	17 lb/ctn	10 plt/trk
	1.5ADTPGAL	Steel	0.016"	10 ft length	Q800 TuffTech	25 pc/ctn	40 ctn/plt	58 lb/ctn	10 plt/trk
	S1.5AD28G	Steel	0.013"	10 ft length	Q800 TuffTech Mill	25 pc/ctn	40 ctn/plt	36 lb/ctn	10 plt/trk
2" Asphalt Drip	2AD	Aluminum	0.019"	10 ft length	Q800 TuffTech	50 pc/ctn	40 ctn/plt	50 lb/ctn	10 plt/trk
	2ADGAL_019	Steel	0.019"	10 ft length	Q800 TuffTech Mill	15 pc/ctn	40 ctn/plt	42 lb/ctn	10 plt/trk
	S2AD28G	Steel	0.013"	10 ft length	Q800 TuffTech	25 pc/ctn	40 ctn/plt	46 lb/ctn	10 plt/trk
2" x 3" Asphalt Drip Edge Flange: 3"	2X3ADGAL_019	Steel	0.019"	10 ft length	Q800 TuffTech Mill	10 pc/ctn	40 ctn/plt	34 lb/ctn	10 plt/trk
	2X3ADTPGAL	Steel	0.016"	10 ft length	Q800 TuffTech Mill	10 pc/ctn	40 ctn/plt	27 lb/ctn	10 plt/trk
2" x 4" Asphalt Drip Edge Flange: 4"	2X4ADGAL_019	Steel	0.019"	10 ft length	Q800 TuffTech Mill	15 pc/ctn	40 ctn/plt	58 lb/ctn	10 plt/trk
	2X4ADTPGAL	Steel	0.016"	10 ft length	Q800 TuffTech Mill	15 pc/ctn	40 ctn/plt	49 lb/ctn	10 plt/trk
(2.75") 2 3/4" Asphalt Drip Edge Flange: (2.25") 2 1/4"	S2.75AD28G	Steel	0.013"	10 ft length	Q800 TuffTech Mill	25 pc/ctn	40 ctn/plt	59 lb/ctn	10 plt/trk
3" Asphalt Drip Edge Flange: 3"	3AD	Aluminum	0.024"	10 ft length	Q800 TuffTech	25 pc/ctn	35 ctn/plt	31 lb/ctn	10 plt/trk
	3AD_G	Steel	0.019"	10 ft length	Kynar	20 pc/ctn	35 ctn/plt	65 lb/ctn	10 plt/trk
3" x 3" Asphalt Drip Edge Flange: 3"	3X3ADGALP019	Steel	0.019"	10 ft length	Mill	10 pc/ctn	40 ctn/plt	40 lb/ctn	10 plt/trk
	3X3ADTPGAL	Steel	0.016"	10 ft length	Q800 TuffTech	15 pc/ctn	40 ctn/plt	47 lb/ctn	10 plt/trk
4" Asphalt Drip Edge Flange: 3"	4AD	Aluminum	0.024"	10 ft length	Q800 TuffTech	25 pc/ctn	36 ctn/plt	47 lb/ctn	10 plt/trk
4" x 3" Asphalt Drip Edge Flange: 3"	4X3ADTPGAL	Steel	0.016"	10 ft length	Q800 TuffTech Mill	15 pc/ctn	40 ctn/plt	63 lb/ctn	10 plt/trk
5" x 4" Asphalt Drip Edge Flange: 4"	5X4ADGALP019	Steel	0.019"	10 ft length	Mill	10 pc/ctn	40 ctn/plt	59 lb/ctn	10 plt/trk

ROOF FLASHING | GRAVEL STOP

DESCRIPTION	SKU	MATERIAL	THICKNESS	LENGTH	FINISH	PIECES/CARTON	CARTON/PALLET	LB/CARTON	PALLET/TRUCK
(2.5") 2 1/2" Gravel Stop	2.5GSGALP019	Steel	0.019"	10 ft length	Mill	10 pc/ctn	40 ctn/pit	39 lb/ctn	10 pit/trk
3" Gravel Stop	3GS_G	Steel	0.019"	10 ft length	Kynar	10 pc/ctn	40 ctn/pit	76 lb/ctn	10 pit/trk
	3GSGALP019	Steel	0.019"	10 ft length	Paintable	10 pc/ctn	40 ctn/pit	44 lb/ctn	10 pit/trk
	S3GS28G	Steel	0.013"	10 ft length	Mill	10 pc/ctn	40 ctn/pit	31 lb/ctn	10 pit/trk
5" Gravel Stop	5GS_G	Steel	0.019"	10 ft length	Kynar	10 pc/ctn	40 ctn/pit	50 lb/ctn	10 pit/trk
	5GSGALP019	Steel	0.019"	10 ft length	Mill	10 pc/ctn	40 ctn/pit	50 lb/ctn	10 pit/trk
7" Gravel Stop	7GS	Aluminum	0.024"	10 ft length	Q800 TuffTech	15 pc/ctn	40 ctn/pit	28 lb/ctn	10 pit/trk
8" Gravel Stop	8GS	Aluminum	0.024"	10 ft length	Q800 TuffTech	15 pc/ctn	40 ctn/pit	32 lb/ctn	10 pit/trk

ROOF FLASHING | GUTTER APRON

DESCRIPTION	SKU	MATERIAL	THICKNESS	LENGTH	FINISH	PIECES/CARTON	CARTON/PALLET	LB/CARTON	PALLET/TRUCK
(1.5") 1 1/2" Gutter Apron Flange: (2.75") 2 3/4"	1.5GA	Aluminum	0.019"	10 ft length	Q800 TuffTech	50 pc/ctn	40 ctn/plt	45 lb/ctn	10 plt/trk
	1.5GATPGAL	Steel	0.016"	10 ft length	Q800 TuffTech	25 pc/ctn	40 ctn/plt	58 lb/ctn	10 plt/trk
2" Gutter Apron Flange: (2.75") 2 3/4"	2GA	Aluminum	0.019"	10 ft length	Q800 TuffTech Mill	50 pc/ctn	40 ctn/plt	50 lb/ctn	10 plt/trk
	2GAE	Aluminum	0.011"	10 ft length	Q800 TuffTech	50 pc/ctn	40 ctn/plt	35 lb/ctn	10 plt/trk
2" Gutter Apron Flange: (2.5") 2 1/2"	2GA016	Aluminum	0.016"	10 ft length	Q800 TuffTech	50 pc/ctn	40 ctn/plt	40 lb/ctn	10 plt/trk
2" Gutter Apron Flange: (2.625") 2 5/8"	2GA30G	Steel	0.010"	10 ft length	Q800 TuffTech Mill	25 pc/ctn	40 ctn/plt	43 lb/ctn	10 plt/trk
	2GAGAL_019	Steel	0.019"	10 ft length	Q800 TuffTech Mill	15 pc/ctn	40 ctn/plt	48 lb/ctn	10 plt/trk
	2GATPGAL	Steel	0.016"	10 ft length	Q800 TuffTech Mill	25 pc/ctn	40 ctn/plt	62 lb/ctn	10 plt/trk
2" x 4" Gutter Apron Flange: (3.75") 3 3/4"	S2GA28G	Steel	0.013"	10 ft length	Q800 TuffTech Mill	25 pc/ctn	40 ctn/plt	49 lb/ctn	10 plt/trk
	2X4GA016	Aluminum	0.016"	10 ft length	Q800 TuffTech Mill	15 pc/ctn	40 ctn/plt	17 lb/ctn	10 plt/trk
	2X4GA120GAL_019	Steel	0.019"	10 ft length	Q800 TuffTech Mill	15 pc/ctn	40 ctn/plt	58 lb/ctn	10 plt/trk
	2X4GA120TPGAL	Steel	0.016"	10 ft length	Q800 TuffTech Mill	15 pc/ctn	40 ctn/plt	49 lb/ctn	10 plt/trk

ROOF FLASHING | FLAT STEP FLASHING

DESCRIPTION	SKU	MATERIAL	THICKNESS	LENGTH	FINISH	PIECES/CARTON	CARTON/PALLET	LB/CARTON	PALLET/TRUCK
5" x 7" Flat Step Flashing	S28G5X7SF	Steel	0.013"	-	Q800 TuffTech Mill	100 pc/ctn	100 ctn/plt	13 lb/ctn	26 plt/trk
	5X7SF	Aluminum	0.011"	-	Q800 TuffTech Mill	500 pc/ctn	100 ctn/plt	20 lb/ctn	26 plt/trk
6" x 8" Flat Step Flashing	S28G6X8SF	Steel	0.013"	-	Q800 TuffTech Mill	100 pc/ctn	100 ctn/plt	18 lb/ctn	26 plt/trk
7" x 7" Flat Step Flashing	S28G7X7SF	Steel	0.013"	-	Mill	100 pc/ctn	100 ctn/plt	18 lb/ctn	26 plt/trk
	7X7SF	Aluminum	0.011"	-	Q800 TuffTech Mill	500 pc/ctn	100 ctn/plt	28 lb/ctn	26 plt/trk
7" x 8" Flat Step Flashing	S28G7X8SF	Steel	0.013"	-	Mill	100 pc/ctn	100 ctn/plt	20 lb/ctn	26 plt/trk
8" x 8" Flat Step Flashing	S28G8X8SF	Steel	0.013"	-	Q800 TuffTech Mill	100 pc/ctn	100 ctn/plt	24 lb/ctn	26 plt/trk
	8X8SF	Aluminum	0.011"	-	Mill	500 pc/ctn	100 ctn/plt	35 lb/ctn	26 plt/trk
8" x 14" Flat Step Flashing	S28G8X14SF	Steel	0.013"	-	Q800 TuffTech Mill	50 pc/ctn	100 ctn/plt	20 lb/ctn	26 plt/trk

ROOF FLASHING | PREBENT STEP FLASHING

DESCRIPTION	SKU	MATERIAL	THICKNESS	LENGTH	FINISH	PIECES/CARTON	CARTON/PALLET	LB/CARTON	PALLET/TRUCK
2.5"x2.5"x7" Prebent Step Flashing	S28G2.5X2.5X7SF	Steel	0.013"	-	Q800 TuffTech Mill	100 pc/ctn	100 ctn/plt	13 lb/ctn	26 plt/trk
	2.5X2.5X7SF	Aluminum	0.011"	-	Q800 TuffTech Mill	500 pc/ctn	100 ctn/plt	20 lb/ctn	26 plt/trk
2.5"x2.5"x7.625" Prebent Step Flashing	2.5X2.5X7.625SF	Aluminum	0.011"	-	Q800 TuffTech Mill	500 pc/ctn	75 ctn/plt	18 lb/ctn	26 plt/trk
2"x3"x7" Prebent Step Flashing	S28G2X3X7SF	Steel	0.013"	-	Q800 TuffTech Mill	100 pc/ctn	75 ctn/plt	13 lb/ctn	26 plt/trk
	2X3X7SF	Aluminum	0.011"	-	Q800 TuffTech Mill	500 pc/ctn	100 ctn/plt	39 lb/ctn	26 plt/trk
2"x4"x8" Prebent Step Flashing	S28G2X4X8SF	Steel	0.013"	-	Q800 TuffTech Mill	100 pc/ctn	75 ctn/plt	18 lb/ctn	26 plt/trk
	2X4X8SF	Aluminum	0.011"	-	Mill	300 pc/ctn	100 ctn/plt	16 lb/ctn	26 plt/trk
3"x4"x7" Prebent Step Flashing	S28G3X4X7SF	Steel	0.013"	-	Q800 TuffTech Mill	100 pc/ctn	75 ctn/plt	18 lb/ctn	26 plt/trk
	3X4X7SF	Aluminum	0.011"	-	Q800 TuffTech Mill	300 pc/ctn	100 ctn/plt	14 lb/ctn	26 plt/trk
3"x4"x7.625" Prebent Step Flashing	3X4X7.625SF	Aluminum	0.011"	-	Q800 TuffTech Mill	300 pc/ctn	75 ctn/plt	17 lb/ctn	26 plt/trk
3"x4"x9" Prebent Step Flashing	3X4X9SF	Aluminum	0.011"	-	Mill	300 pc/ctn	100 ctn/plt	18 lb/ctn	26 plt/trk
3"x5"x8" Prebent Step Flashing	3X5X8SF	Aluminum	0.011"	-	Q800 TuffTech	300 pc/ctn	100 ctn/plt	22 lb/ctn	26 plt/trk
3.5"x3.5"x7" Prebent Step Flashing	3.5X3.5X7SF	Aluminum	0.011"	-	Q800 TuffTech Mill	300 pc/ctn	100 ctn/plt	15 lb/ctn	26 plt/trk
3.5"x3.5"x8" Prebent Step Flashing	3.5X3.5X8SF	Aluminum	0.011"	-	Q800 TuffTech	300 pc/ctn	100 ctn/plt	17 lb/ctn	26 plt/trk

ROOF FLASHING | PREBENT STEP FLASHING

DESCRIPTION	SKU	MATERIAL	THICKNESS	LENGTH	FINISH	PIECES/CARTON	CARTON/PALLET	LB/CARTON	PALLET/TRUCK
4"x4"x8" Standard Prebent Step Flashing	4X4X8SF30M90	Steel	0.010"	-	Mill	100 pc/ctn	100 bundles	19 lb/ctn	26 plt/trk
	S28G4X4X8SF	Steel	0.013"	-	Q800 TuffTech Mill	100 pc/ctn	75 ctn/plt	24 lb/ctn	26 plt/trk
	4X4X8SF	Aluminum	0.011"	-	Q800 TuffTech Mill	300 pc/ctn	100 ctn/plt	22 lb/ctn	26 plt/trk
	4x4x8SF100PC	Aluminum	0.011"	-	Q800 TuffTech Mill	100 pc/ctn	120 ctn/plt	7.3 lb/ctn	26 plt/trk

ROOF FLASHING | PREBENT STEP FLASHING

DESCRIPTION	SKU	MATERIAL	THICKNESS	LENGTH	FINISH	PIECES/CARTON	CARTON/PALLET	LB/CARTON	PALLET/TRUCK
4"x4"x8" Beaded Prebent Step Flashing	B4X4X8SF	Aluminum	0.011"	-	Q800 TuffTech Mill	300 pc/ctn	100 ctn/plt	22 lb/ctn	26 plt/trk
	S28G4X4X12SF	Steel	0.013"	-	Mill	100 pc/ctn	75 ctn/plt	36 lb/ctn	26 plt/trk
4"x4"x12" Prebent Step Flashing	4X4X12SF	Aluminum	0.011"	-	Q800 TuffTech	100 pc/ctn	100 ctn/plt	11 lb/ctn	26 plt/trk
	5X5X7SF	Aluminum	0.011"	-	Q800 TuffTech Mill	500 pc/ctn	100 ctn/plt	38 lb/ctn	26 plt/trk
5"x5"x7" Prebent Step Flashing	5X5X7SF	Aluminum	0.011"	-	Q800 TuffTech Mill	500 pc/ctn	100 ctn/plt	38 lb/ctn	26 plt/trk
5"x5"x8" Prebent Step Flashing	S28G5X5X8SF	Steel	0.013"	-	Q800 TuffTech Mill	100 pc/ctn	75 ctn/plt	30 lb/ctn	26 plt/trk
	5X5X8SF	Aluminum	0.011"	-	Q800 TuffTech Mill	100 pc/ctn	100 ctn/plt	10 lb/ctn	26 plt/trk
6"x6"x10" Prebent Step Flashing	6X6X10SF30M	Steel	0.010"	-	Mill	100 pc/ctn	100 ctn/plt	31 lb/ctn	26 plt/trk

ROOF FLASHING | BASE/ROOF FLASHING

DESCRIPTION	SKU	MATERIAL	THICKNESS	LENGTH	FINISH	PIECES/CARTON	CARTON/PALLET	LB/CARTON	PALLET/TRUCK
3"x3" Base/Roof Flashing	ABF3X3	Aluminum	0.019"	10 ft length	Q800 TuffTech	25 pc/ctn	20 ctn/plt	33 lb/ctn	10 plt/trk
	BF3X3	Steel	0.016"	10 ft length	Q800 TuffTech	25 pc/ctn	20 ctn/plt	95 lb/ctn	10 plt/trk
4"x2" Base/Roof Flashing	BF4X2	Steel	0.016"	10 ft length	Q800 TuffTech	25 pc/ctn	20 ctn/plt	95 lb/ctn	10 plt/trk

ROOF FLASHING | PORCH FLASHING

DESCRIPTION	SKU	MATERIAL	THICKNESS	LENGTH	FINISH	PIECES/CARTON	CARTON/PALLET	LB/CARTON	PALLET/TRUCK
4"x4" - 120 degree Porch Flashing	S28GPF4X4_120	Steel	0.013"	10 ft length	Q800 TuffTech	10 pc/ctn	30 ctn/plt	35 lb/ctn	10 plt/trk
4"x5" - 90 degree Porch Flashing	S28GPF4X5	Steel	0.013"	10 ft length	Mill	10 pc/ctn	30 ctn/plt	40 lb/ctn	10 plt/trk
	PF4X526GAL	Steel	0.016"	10 ft length	Q800 TuffTech Mill	10 pc/ctn	30 ctn/plt	49 lb/ctn	10 plt/trk
	PF4X524GAL_019	Steel	0.019"	10 ft length	Mill	25 pc/ctn	20 ctn/plt	60 lb/ctn	10 plt/trk
4"x5" - 120 degree Porch Flashing	PF	Aluminum	0.019"	10 ft length	Q800 TuffTech Mill	30 pc/ctn	30 ctn/plt	58 lb/ctn	10 plt/trk
	S28GPF4X5M120	Steel	0.013"	10 ft length	Mill	10 pc/ctn	30 ctn/plt	40 lb/ctn	10 plt/trk
	PF4X526GALM120	Steel	0.016"	10 ft length	Mill	10 pc/ctn	30 ctn/plt	49 lb/ctn	10 plt/trk

ROOF FLASHING | DORMER & DECK FLASHING

DESCRIPTION	SKU	MATERIAL	THICKNESS	LENGTH	FINISH	PIECES/CARTON	CARTON/PALLET	LB/CARTON	PALLET/TRUCK
Dormer Flashing	DORMFTPGAL	Steel	0.016"	10 ft length	Q800 TuffTech Mill	10 pc/ctn	20 ctn/plt	51 lb/ctn	10 plt/trk
Deck Flashing	DFGALP019	Steel	0.019"	10 ft length	Q800 TuffTech Mill	10 pc/ctn	20 ctn/plt	47 lb/ctn	10 plt/trk

ROOF FLASHING | REGLET

DESCRIPTION	SKU	MATERIAL	THICKNESS	LENGTH	FINISH	PIECES/CARTON	CARTON/PALLET	LB/CARTON	PALLET/TRUCK
Reglet	REG4.25TPGAL	Steel	0.016"	10 ft length	Q800 TuffTech Mill	15 pc/ctn	30 ctn/plt	41 lb/ctn	10 plt/trk
	REG4.25TPGAL_019	Steel	0.019"	10 ft length	Q800 TuffTech Mill	15 pc/ctn	30 ctn/plt	51 lb/ctn	10 plt/trk
Reglet with Return	REG4.25TPGAL_/R	Steel	0.016"	10 ft length	Q800 TuffTech Mill	15 pc/ctn	30 ctn/plt	41 lb/ctn	10 plt/trk
	REG4.25TPGAL_R019	Steel	0.019"	10 ft length	Q800 TuffTech Mill	15 pc/ctn	30 ctn/plt	58 lb/ctn	10 plt/trk

ROOF FLASHING | ANGLE FLASHING

DESCRIPTION	SKU	MATERIAL	THICKNESS	LENGTH	FINISH	PIECES/CARTON	CARTON/PALLET	LB/CARTON	PALLET/TRUCK
3"x3" Angle Flashing 90 degree	AF28G3X3	Steel	0.013"	10 ft length	Q800 TuffTech Mill	25 pc/ctn	15 ctn/plt	67 lb/ctn	-
	AF28G3X5WL180	Steel	0.013"	10 ft length	Q800 TuffTech Mill	10 pc/ctn	15 ctn/plt	36 lb/ctn	-
3"x5" Angle Flashing 180 degree	AF28G3X5WL180	Steel	0.013"	10 ft length	Q800 TuffTech Mill	10 pc/ctn	15 ctn/plt	36 lb/ctn	-
	AF26G4X4WL180	Steel	0.016"	10 ft length	Q800 TuffTech Mill	10 pc/ctn	30 ctn/plt	44 lb/ctn	-
4"x4" Angle Flashing 180 degree	AF26G4X4WL180	Steel	0.016"	10 ft length	Q800 TuffTech Mill	10 pc/ctn	30 ctn/plt	44 lb/ctn	-
	90 degree	AF28G4X4	Steel	0.013"	10 ft length	Q800 TuffTech Mill	10 pc/ctn	30 ctn/plt	36 lb/ctn
180 degree	AF28G4X4WL180	Steel	0.013"	10 ft length	Q800 TuffTech Mill	10 pc/ctn	30 ctn/plt	36 lb/ctn	-
	135 degree, open hem	AF28G4X4WL135	Steel	0.013"	10 ft length	Q800 TuffTech Mill	10 pc/ctn	30 ctn/plt	36 lb/ctn
6"x6" Angle Flashing 90 degree	AF28G6X6	Steel	0.013"	10 ft length	Mill	10 pc/ctn	30 ctn/plt	81 lb/ctn	-
	AF26G6X6	Steel	0.016"	10 ft length	Mill	10 pc/ctn	30 ctn/plt	62 lb/ctn	-

ROOF FLASHING | ROLL FLASHING

DESCRIPTION	SKU	MATERIAL	THICKNESS	LENGTH	FINISH	PIECES/CARTON	CARTON/PALLET	LB/CARTON	PALLET/TRUCK
8" Roll Flashing	ARF8X25 ARF8X50	Aluminum	0.011"	25 ft length 50 ft length	Q800 TuffTech Mill	1 roll	50 ctn/plt	26 plt/trk	
	SRF8X25 SRF8X50	Steel	0.010"						
10" Roll Flashing	ARF10X25 ARF10X50	Aluminum	0.011"	25 ft length 50 ft length	Q800 TuffTech Mill	1 roll	50 ctn/plt	26 plt/trk	
	SRF10X25 SRF10X50	Steel	0.010"						
12" Roll Flashing	ARF12X25 ARF12X50	Aluminum	0.011"	25 ft length 50 ft length	Q800 TuffTech Mill	1 roll	50 ctn/plt	26 plt/trk	
	SRF12X25 SRF12X50	Steel	0.010"						
14" Roll Flashing	ARF14X25 ARF14X50	Aluminum	0.011"	25 ft length 50 ft length	Q800 TuffTech Mill	1 roll	25 ctn/plt	54 plt/trk	
	SRF14X25 SRF14X50	Steel	0.010"						
16" Roll Flashing	ARF16X25 ARF16X50	Aluminum	0.011"	25 ft length 50 ft length	Q800 TuffTech Mill	1 roll	25 ctn/plt	54 plt/trk	
	SRF16X25 SRF16X50	Steel	0.010"						

ROOF FLASHING | SEAMLESS STARTER

DESCRIPTION	SKU	MATERIAL	THICKNESS	LENGTH	FINISH	PIECES/CARTON	CARTON/PALLET	LB/CARTON	PALLET/TRUCK
7.2" x 33.5' Seamless Starter	SHS	Stone & Glue	-	33.5 ft	-	8 pc/ctn	27 ctn/plt	57 lb/ctn	28 plt/trk

ROOF FLASHING | ROLL FLASHING

DESCRIPTION	SKU	MATERIAL	THICKNESS	LENGTH	FINISH	PIECES/CARTON	CARTON/PALLET	LB/CARTON	PALLET/TRUCK
18" Roll Flashing	ARF18X25 ARF18X50	Aluminum	0.011"	25 ft length 50 ft length	Q800 TuffTech Mill	1 roll	25 ctn/plt	54 plt/trk	
	SRF18X25 SRF18X50	Steel	0.010"						
20" Roll Flashing	ARF20X25 ARF20X50	Aluminum	0.011"	25 ft length 50 ft length	Q800 TuffTech Mill	1 roll	25 ctn/plt	54 plt/trk	
	SRF20X25 SRF20X50	Steel	0.010"						
20" Roll Flashing - Professional Grade	SRF20X50M016	Aluminum	0.016"	50 ft length	Mill	1 roll	25 ctn/plt	54 plt/trk	
24" Roll Flashing	ARF24X25 ARF24X50	Aluminum	0.011"	25 ft length 50 ft length	Q800 TuffTech Mill	1 roll	25 ctn/plt	54 plt/trk	
	SRF24X50	Steel	0.010"	50 ft length					

ROOF FLASHING | W- VALLEY

DESCRIPTION	SKU	MATERIAL	THICKNESS	NOTES	LENGTH	FINISH	PIECES/CARTON	LB/PIECE
18" W-Valley	TV18	Steel	0.019"	Ribbed	10 ft length	Q800 TuffTech Mill	250 pc/ctn	12 lb/pc
	18WV28G_NR	Steel	0.013"	Smooth	10 ft length	Mill	250 pc/ctn	8 lb/pc
	18WV28G	Steel	0.013"	Ribbed	10 ft length	Q800 TuffTech Mill	250 pc/ctn	8 lb/pc
	18WV28G_WL	Steel	0.013"	Ribbed with Waterlock	10 ft length	Q800 TuffTech Mill	250 pc/ctn	8 lb/pc
20" W-Valley	20WV28G_NR	Steel	0.013"	Smooth	10 ft length	Q800 TuffTech Mill	250 pc/ctn	9 lb/pc
	20WV28G	Steel	0.013"	Ribbed	10 ft length	Q800 TuffTech Mill	250 pc/ctn	9 lb/pc
	20WV28G_WL	Steel	0.013"	Ribbed with Waterlock	10 ft length	Q800 TuffTech Mill	250 pc/ctn	9 lb/pc
	20WV26G_NR	Steel	0.016"	Smooth	10 ft length	Q800 TuffTech Mill	250 pc/ctn	11 lb/pc
	TV20	Steel	0.016"	Ribbed	10 ft length	WeatherXL Mill	250 pc/ctn	10 lb/pc
	20WV26G	Steel	0.016"	Ribbed	10 ft length	Q800 TuffTech Mill	250 pc/ctn	11 lb/pc
	20WV26G_WL	Steel	0.016"	Ribbed with Waterlock	10 ft length	Q800 TuffTech	250 pc/ctn	11 lb/pc
	20AWV_NRNH	Aluminum	0.019"	Smooth	10 ft length	Mill	250 pc/ctn	5 lb/pc
24" W-Valley	24WV28G_NR	Steel	0.013"	Smooth	10 ft length	Q800 TuffTech Mill	250 pc/ctn	11 lb/pc
	24WV28G	Steel	0.013"	Ribbed	10 ft length	Q800 TuffTech	250 pc/ctn	11 lb/pc
	24WV28G_WL	Steel	0.013"	Ribbed with Waterlock	10 ft length	Q800 TuffTech	250 pc/ctn	11 lb/pc
	TV24	Steel	0.016"	Ribbed	10 ft length	Q800 TuffTech Mill	250 pc/ctn	13 lb/pc
	TV24_WL	Steel	0.016"	Ribbed with Waterlock	10 ft length	Q800 TuffTech	250 pc/ctn	13 lb/pc
	24AWV	Aluminum	0.019"	Smooth	10 ft length	Q800 TuffTech	250 pc/ctn	5 lb/pc

SIDEWALL FLASHING | WINDOW & DOOR TRIM

DESCRIPTION	SKU	MATERIAL	THICKNESS	LENGTH	FINISH	PIECES/CARTON	CARTON/PALLET	LB/CARTON	PALLET/TRUCK
3" Brick Mold	BK10	Aluminum	0.024"	10 ft length	Q800 TuffTech	7 pc/ctn	25 ctn/plt	20 lb/ctn	10 plt/trk
3" Flat Casings	FC10	Aluminum	0.024"	10 ft length	Q800 TuffTech	7 pc/ctn	25 ctn/plt	20 lb/ctn	10 plt/trk
Andersen Brick	AB	Aluminum	0.019"	10 ft length	Q800 TuffTech	20 pc/ctn	48 ctn/plt	20 lb/ctn	10 plt/trk

SIDEWALL FLASHING | DRIP CAP

DESCRIPTION	SKU	MATERIAL	THICKNESS	LENGTH	FINISH	PIECES/CARTON	CARTON/PALLET	LB/CARTON	PALLET/TRUCK
(0.3125") 5/16" Drip Cap	ADC.3125	Aluminum	0.019"	10 ft length	Q800 TuffTech Mill	25 pc/ctn	72 ctn/plt	14 lb/ctn	10 plt/trk
(0.375") 3/8" Drip Cap	ADC.375	Aluminum	0.019"	10 ft length	Q800 TuffTech Mill	25 pc/ctn	72 ctn/plt	14 lb/ctn	10 plt/trk
	SDC28G.375	Steel	0.013"	10 ft length	Q800 TuffTech Mill	25 pc/ctn	72 ctn/plt	34 lb/ctn	10 plt/trk
(0.4375") 7/16" Drip Cap	ADC.4375	Aluminum	0.019"	10 ft length	Q800 TuffTech Mill	25 pc/ctn	72 ctn/plt	14 lb/ctn	10 plt/trk
	SDC28G.4375	Steel	0.013"	10 ft length	Q800 TuffTech Mill	25 pc/ctn	72 ctn/plt	34 lb/ctn	10 plt/trk
(0.5") 1/2" Drip Cap	ADC.5	Aluminum	0.019"	10 ft length	Q800 TuffTech Mill	25 pc/ctn	72 ctn/plt	14 lb/ctn	10 plt/trk
	SDC28G.5	Steel	0.013"	10 ft length	Q800 TuffTech Mill	25 pc/ctn	72 ctn/plt	34 lb/ctn	10 plt/trk
(0.625") 5/8" Drip Cap	ADC.625	Aluminum	0.019"	10 ft length	Q800 TuffTech Mill	25 pc/ctn	72 ctn/plt	14 lb/ctn	10 plt/trk
	SDC28G.625	Steel	0.013"	10 ft length	Q800 TuffTech Mill	25 pc/ctn	72 ctn/plt	34 lb/ctn	10 plt/trk
	ADCBLD.625	Aluminum	0.011"	10 ft length	Q800 TuffTech Mill	25 pc/ctn	72 ctn/plt	10 lb/ctn	10 plt/trk
(0.75") 3/4" Drip Cap	ADC.75	Aluminum	0.019"	10 ft length	Q800 TuffTech Mill	25 pc/ctn	72 ctn/plt	14 lb/ctn	10 plt/trk
	SDC28G.75	Steel	0.013"	10 ft length	Q800 TuffTech Mill	25 pc/ctn	72 ctn/plt	34 lb/ctn	10 plt/trk

SIDEWALL FLASHING | DRIP CAP CONTINUED

DESCRIPTION	SKU	MATERIAL	THICKNESS	LENGTH	FINISH	PIECES/CARTON	CARTON/PALLET	LB/CARTON	PALLET/TRUCK
(0.875") 7/8" Drip Cap	ADC.875	Aluminum	0.019"	10 ft length	Q800 TuffTech Mill	25 pc/ctn	72 ctn/plt	14 lb/ctn	10 plt/trk
	SDC28G.875	Steel	0.013"	10 ft length	Q800 TuffTech Mill	25 pc/ctn	72 ctn/plt	34 lb/ctn	10 plt/trk
	ADCBLD.875	Aluminum	0.011"	10 ft length	Q800 TuffTech Mill	25 pc/ctn	72 ctn/plt	10 lb/ctn	10 plt/trk
1" Drip Cap	ADC1.0	Aluminum	0.019"	10 ft length	Q800 TuffTech Mill	25 pc/ctn	72 ctn/plt	14 lb/ctn	10 plt/trk
	SDC28G1	Steel	0.013"	10 ft length	Q800 TuffTech Mill	25 pc/ctn	72 ctn/plt	34 lb/ctn	10 plt/trk
(1.125") 1 1/8" Drip Cap	ADC1.125	Aluminum	0.019"	10 ft length	Q800 TuffTech Mill	25 pc/ctn	72 ctn/plt	14 lb/ctn	10 plt/trk
	SDC28G1.125	Steel	0.013"	10 ft length	Q800 TuffTech Mill	25 pc/ctn	72 ctn/plt	34 lb/ctn	10 plt/trk
(1.25") 1 1/4" Drip Cap	ADC1.25	Aluminum	0.019"	10 ft length	Q800 TuffTech Mill	25 pc/ctn	72 ctn/plt	14 lb/ctn	10 plt/trk
	SDC28G1.25	Steel	0.013"	10 ft length	Q800 TuffTech Mill	25 pc/ctn	72 ctn/plt	34 lb/ctn	10 plt/trk
	ADCBLD1.25	Aluminum	0.011"	10 ft length	Q800 TuffTech Mill	25 pc/ctn	72 ctn/plt	10 lb/ctn	10 plt/trk
(1.3125") 1 5/16" Drip Cap	ADC1.3125	Aluminum	0.019"	10 ft length	Q800 TuffTech Mill	25 pc/ctn	72 ctn/plt	14 lb/ctn	10 plt/trk
(1.375") 1 3/8" Drip Cap	ADC1.375	Aluminum	0.019"	10 ft length	Q800 TuffTech Mill	25 pc/ctn	72 ctn/plt	14 lb/ctn	10 plt/trk
	SDC28G1.375	Steel	0.013"	10 ft length	Q800 TuffTech Mill	25 pc/ctn	72 ctn/plt	34 lb/ctn	10 plt/trk
(1.5") 1 1/2" Drip Cap	ADC1.5	Aluminum	0.019"	10 ft length	Q800 TuffTech Mill	25 pc/ctn	72 ctn/plt	20 lb/ctn	10 plt/trk
	SDC28G1.5	Steel	0.013"	10 ft length	Q800 TuffTech Mill	25 pc/ctn	72 ctn/plt	43 lb/ctn	10 plt/trk
(1.625") 1 5/8" Drip Cap	ADC1.625	Aluminum	0.019"	10 ft length	Q800 TuffTech Mill	25 pc/ctn	72 ctn/plt	20 lb/ctn	10 plt/trk
	SDC28G1.625	Steel	0.013"	10 ft length	Q800 TuffTech Mill	25 pc/ctn	72 ctn/plt	43 lb/ctn	10 plt/trk
(1.75") 1 3/4" Drip Cap	ADC1.75	Aluminum	0.019"	10 ft length	Q800 TuffTech Mill	25 pc/ctn	72 ctn/plt	20 lb/ctn	10 plt/trk
	SDC28G1.75	Steel	0.013"	10 ft length	Q800 TuffTech Mill	25 pc/ctn	72 ctn/plt	43 lb/ctn	10 plt/trk
2" Drip Cap	ADC2	Aluminum	0.019"	10 ft length	Q800 TuffTech Mill	25 pc/ctn	72 ctn/plt	20 lb/ctn	10 plt/trk
	SDC28G2	Steel	0.013"	10 ft length	Q800 TuffTech Mill	25 pc/ctn	72 ctn/plt	43 lb/ctn	10 plt/trk
(2.5") 2 1/2" Drip Cap	SDC28G2.5	Steel	0.013"	10 ft length	Q800 TuffTech Mill	25 pc/ctn	72 ctn/plt	46 lb/ctn	10 plt/trk
3" Drip Cap	SDC28G3	Steel	0.013"	10 ft length	Q800 TuffTech Mill	25 pc/ctn	72 ctn/plt	46 lb/ctn	10 plt/trk

SIDEWALL FLASHING | SPECIALTY FLASHINGS

DESCRIPTION	SKU	MATERIAL	THICKNESS	LENGTH	FINISH	PIECES/CARTON	CARTON/PALLET	LB/CARTON	PALLET/TRUCK
Z-Flashing	JHZF.375	Aluminum	0.019"	10 ft length	Q800 TuffTech Mill	25 pc/ctn	40 ctn/plt	20 lb/ctn	10 plt/trk
	JHZF1.0625	Aluminum	0.019"	10 ft length	Q800 TuffTech Mill	25 pc/ctn	40 ctn/plt	30 lb/ctn	10 plt/trk
	JHZF1.375	Aluminum	0.019"	10 ft length	Q800 TuffTech Mill	25 pc/ctn	40 ctn/plt	24 lb/ctn	10 plt/trk
Roof-To-Wall Flashing	JHDRWHAR	Aluminum	0.019"	10 ft length	Q800 TuffTech Mill	10 pc/ctn	40 ctn/plt	15 lb/ctn	10 plt/trk
	JHSRWHAR	Aluminum	0.019"	10 ft length	Q800 TuffTech Mill	10 pc/ctn	40 ctn/plt	12 lb/ctn	10 plt/trk

SIDEWALL FLASHING | H-MOLD

DESCRIPTION	SKU	MATERIAL	THICKNESS	LENGTH	FINISH	PIECES/CARTON	CARTON/PALLET	LB/CARTON	PALLET/TRUCK
5" H-Mold	5HM3SM <i>Smooth</i>	Aluminum	0.019"	5 inch length	Q800 TuffTech 360 Gray Primer	100 pc/ctn (4 bags of 25)	100 ctn/plt	3 lb/ctn	-
	5HM3WG <i>Woodgrain</i>	Aluminum	0.019"	5 inch length	Q800 TuffTech 360 Gray Primer	100 pc/ctn (4 bags of 25)	100 ctn/plt	3 lb/ctn	-
6" H-Mold	6HM3SM <i>Smooth</i>	Aluminum	0.019"	6 inch length	Q800 TuffTech 360 Gray Primer	100 pc/ctn (4 bags of 25)	100 ctn/plt	3 lb/ctn	-
	6HM3WG <i>Woodgrain</i>	Aluminum	0.019"	6 inch length	Q800 TuffTech 360 Gray Primer	100 pc/ctn (4 bags of 25)	100 ctn/plt	3 lb/ctn	-
7" H-Mold	7HM3SM <i>Smooth</i>	Aluminum	0.019"	7 inch length	Q800 TuffTech 360 Gray Primer	100 pc/ctn (4 bags of 25)	100 ctn/plt	4 lb/ctn	-
	7HM3WG <i>Woodgrain</i>	Aluminum	0.019"	7 inch length	Q800 TuffTech 360 Gray Primer	100 pc/ctn (4 bags of 25)	100 ctn/plt	4 lb/ctn	-
8" H-Mold	8HM3SM <i>Smooth</i>	Aluminum	0.019"	8 inch length	Q800 TuffTech 360 Gray Primer	100 pc/ctn (4 bags of 25)	100 ctn/plt	4 lb/ctn	-
	8HM3WG <i>Woodgrain</i>	Aluminum	0.019"	8 inch length	Q800 TuffTech 360 Gray Primer	100 pc/ctn (4 bags of 25)	100 ctn/plt	4 lb/ctn	-
11" H-Mold	11HM3SM <i>Smooth</i>	Aluminum	0.019"	11 inch length	Q800 TuffTech 360 Gray Primer	100 pc/ctn (4 bags of 25)	100 ctn/plt	6 lb/ctn	-
	11HM3WG <i>Woodgrain</i>	Aluminum	0.019"	11 inch length	Q800 TuffTech 360 Gray Primer	100 pc/ctn (4 bags of 25)	100 ctn/plt	6 lb/ctn	-

SIDEWALL FLASHING | UTILITY TRIM & MOLDING

DESCRIPTION	SKU	MATERIAL	THICKNESS	LENGTH	FINISH	PIECES/CARTON	CARTON/PALLET	LB/CARTON	PALLET/TRUCK
Utility Trim	UT10	Aluminum	0.019"	10 ft length	Q800 TuffTech	50 pc/ctn	48 ctn/plt	21 lb/ctn	10 plt/trk
Utility Molding	UM10	Aluminum	0.019"	10 ft length	Q800 TuffTech	50 pc/ctn	48 ctn/plt	28 lb/ctn	10 plt/trk

SIDEWALL FLASHING | STARTER STRIP

DESCRIPTION	SKU	MATERIAL	THICKNESS	LENGTH	FINISH	PIECES/CARTON	CARTON/PALLET	LB/CARTON	PALLET/TRUCK
Nail Lite Starter Strip	NLS	Aluminum	0.019"	10 ft length	Q800 TuffTech	25 pc/ctn	48 ctn/plt	23 lb/ctn	10 plt/trk
TruShake Starter Strip	TSSSGAL	Steel	0.0155"	10 ft length	Galvanized (G40+)	25 pc/ctn	72 ctn/plt	40 lb/ctn	10 plt/trk
4" Thermal Wall Starter Strip	4GALINSSS	Steel	0.0155"	10 ft length	Galvanized (G40+)	25 pc/ctn	48 ctn/plt	62 lb/ctn	10 plt/trk
Shake Starter Strip	SSS	Steel	0.0155"	10 ft length	Galvanized (G40+)	10 pc/ctn	72 ctn/plt	16 lb/ctn	10 plt/trk
J Starter Strip	SSJ	Steel	0.0155"	10 ft length	Galvanized (G40+)	10 pc/ctn	72 ctn/plt	16 lb/ctn	10 plt/trk
Rigid Stack Starter Strip	RSS	Steel	0.013"	10 ft length	Galvanized (G40+)	25 pc/ctn	48 ctn/plt	32 lb/ctn	10 plt/trk
Profoam Starter Strip	4GALPFISS	Steel	0.0155"	10 ft length	Galvanized (G40+)	20 pc/ctn	48 ctn/plt	50 lb/ctn	10 plt/trk
CedarMax Starter Strip	CMAXSS	Steel	0.0155"	10 ft length	Galvanized (G40+)	25 pc/ctn	63 ctn/plt	59 lb/ctn	10 plt/trk
2" Starter Strip	2SSGAL	Steel	0.0155"	10 ft length	Galvanized (G40+)	25 pc/ctn	63 ctn/plt	40 lb/ctn	10 plt/trk
3" Starter Strip	SSA	Aluminum	0.019"	10 ft length	Q800 TuffTech	50 pc/ctn	48 ctn/plt	25 lb/ctn	10 plt/trk
	3SSGAL	Steel	0.0155"	10 ft length	Galvanized (G40+)	25 pc/ctn	63 ctn/plt	40 lb/ctn	10 plt/trk
3.5" Starter Strip	3.5SSA	Aluminum	0.019"	10 ft length	Q800 TuffTech	50 pc/ctn	48 ctn/plt	39 lb/ctn	10 plt/trk
	3.5SSGAL	Steel	0.0155"	10 ft length	Galvanized (G40+)	25 pc/ctn	63 ctn/plt	48 lb/ctn	10 plt/trk
4" Starter Strip	4SSGAL	Steel	0.0155"	10 ft length	Galvanized (G40+)	20 pc/ctn	63 ctn/plt	48 lb/ctn	10 plt/trk
6" Starter Strip	6SSGAL	Steel	0.0155"	10 ft length	Galvanized (G40+)	20 pc/ctn	48 ctn/plt	70 lb/ctn	10 plt/trk

SIDEWALL FLASHING | WINDOW FLASHING / TAPE

DESCRIPTION	SKU	MATERIAL	THICKNESS	LENGTH	FINISH	PIECES/CARTON	CARTON/PALLET	LB/CARTON	PALLET/TRUCK
TruWrap Window Flashing <i>4" wide x 100 ft long</i>	WF4X100	Tape	-	100 ft length	-	1 roll	30 ctn/plt	6 lb/ctn	-

SIDEWALL FLASHING | FASTENERS & PAINT

DESCRIPTION	SKU	MATERIAL	THICKNESS	LENGTH	FINISH	PIECES/CARTON	CARTON/PALLET	LB/CARTON	PALLET/TRUCK
(1.25") 1 1/4" Trim Nails	NSS	Steel	-	-	-	1 lb box	-	1 lb box	-
	N	Aluminum	-	-	-	1 lb box	-	1 lb box	-
12 oz. Spray Paint	P16	-	-	-	-	12 pc <i>can sell individually</i>	-	2 lb/can	-

OUTDOOR LIVING | INSIDE OUT® UNDERDECKING

DESCRIPTION	SIZE	SKU	MATERIAL	THICKNESS	FINISH	PIECES/CARTON	CARTON/PALLET	LB/CARTON	PALLET/TRUCK
Inside Out Underdecking Panels	10 ft length	UDC10	Aluminum	0.024"	Q800 TuffTech	12 pc/ctn	20 ctn/plt	34 lb/ctn	10 plt/trk
		UDC4PC10	Aluminum	0.024"	Q800 TuffTech	4 pc/ctn	20 ctn/plt	12 lb/ctn	10 plt/trk
	12 ft length	UDC12	Aluminum	0.024"	Q800 TuffTech	12 pc/ctn	20 ctn/plt	41 lb/ctn	8 plt/trk
		UDC4PC12	Aluminum	0.024"	Q800 TuffTech	4 pc/ctn	20 ctn/plt	14 lb/ctn	8 plt/trk
	14 ft length	UDC14	Aluminum	0.024"	Q800 TuffTech	12 pc/ctn	20 ctn/plt	48 lb/ctn	6 plt/trk
		UDC4PC14	Aluminum	0.024"	Q800 TuffTech	4 pc/ctn	20 ctn/plt	16 lb/ctn	6 plt/trk
16 ft length	UDC16	Aluminum	0.024"	Q800 TuffTech	12 pc/ctn	20 ctn/plt	55 lb/ctn	6 plt/trk	
	UDC4PC16	Aluminum	0.024"	Q800 TuffTech	4 pc/ctn	20 ctn/plt	19 lb/ctn	6 plt/trk	
Panel Carrier	12 ft length	SYMCARRIER20	Aluminum	0.024"	Q800 TuffTech	20 pc/ctn	30 ctn/plt	47 lb/ctn	8 plt/trk
	12 ft length	SYMCARRIER4PC	Aluminum	0.024"	Q800 TuffTech	4 pc/ctn	30 ctn/plt	10 lb/ctn	8 plt/trk
Perimeter G-Channel	10 ft length	UDC4PCGC	Aluminum	0.024"	Q800 TuffTech	4 pc/ctn	35 ctn/plt	10 lb/ctn	10 plt/trk
Side Cap	10 ft length	UDC4PCSC	Aluminum	0.024"	Q800 TuffTech	4 pc/ctn	35 ctn/plt	12 lb/ctn	10 plt/trk
Boxed Gutter Kit	Kit Contents: (2) 12 ft Gutter (1) 2" x 3" Down Pipe (2) 5' Left and Right End Caps (2) Pipe Bands (1) 2" x 3" 'A' Style Elbow (1) 2" x 3" 'B' Style Elbow (1) Slip Joint Connector (6) Hidden Hanger (1) 2" x 3" Outlet (25) 0.5" Zip Screws (1) Touch-Up Paint	GKIT	Aluminum	0.019"	Q800 TuffTech			12 lb/ctn	
TruWrap Window Flashing	4" x 100 ft	WF4X100	-			1 roll	30 ctn/plt	6 lb/roll	
Carrier Screws	2.5" screws	UDSCREW	-					1 lb box	

Note: Longer screws may be needed for extended length decks.

GUTTER PROTECTION | TRUGUARD GUTTER PROTECTION

DESCRIPTION	SIZE	SKU	MATERIAL	THICKNESS	FINISH	PIECES/CARTON	CARTON/PALLET	LB/CARTON	PALLET/TRUCK
TruGuard Gutter Protection Kit	13.5" x 5 ft panel with 5" clip & screws	GPP	Aluminum	0.024"	Kynar	20 panels 50 clips	30 ctn/plt	52 lb/ctn	10 plt/trk
	<i>Includes smart clips</i>	13.5" x 5 ft panel with 6" clip & screws	GPP6	Aluminum	0.024"	Kynar	20 panels 50 clips	24 ctn/plt	52 lb/ctn
TruGuard® 13.5" x 5 ft Panel	13.5" x 5 ft panel only	GPPANEL	Aluminum	0.024"	Kynar	20 pc/ctn	30 ctn/plt	38 lb/ctn	10 plt/trk
TruGuard® 15" x 5 ft Panel	15" x 5 ft panel only	GP15P	Aluminum	0.024"	Kynar	20 pc/ctn	25 ctn/plt	42 lb/ctn	10 plt/trk
TruGuard® 5" Clip	Includes screws pre-installed in bracket.	5SCB	-	-	-	50 pc/ctn	80 ctn/plt	8 lb/ctn	-
TruGuard® 6" Clip	Includes screws pre-installed in bracket.	6SCB	-	-	-	50 pc/ctn	60 ctn/plt	14 lb/ctn	-
18" High-Capacity Ported Panel	-	GPPHC18	Aluminum	0.024"	Kynar	10 pc/ctn	50 ctn/plt	6 lb/ctn	10 plt/trk
Inside Corners	-	GPIC	Aluminum	0.024"	Kynar	10 pc/ctn	100 ctn/plt	3 lb/ctn	-
Universal End Caps	-	GPUJEC	Aluminum	0.024"	Kynar	10 pc/ctn	100 ctn/plt	3 lb/ctn	-

GUTTER PROTECTION | GUTTER GEKKO GUTTER PROTECTION

DESCRIPTION	SIZE	SKU	MATERIAL	THICKNESS	FINISH	PIECES/CARTON	CARTON/PALLET	LB/CARTON	PALLET/TRUCK
Gutter Gekko® Micro Mesh Panels	5" x 60"	GGKM5	Aluminum	0.024"	Mill	20 pc/ctn	30 ctn/plt/trk	20 lb/ctn	-
	Install by mounting on fascia	6" x 60"	GGKM6	Aluminum	0.024"	Mill	20 pc/ctn	30 ctn/plt/trk	21 lb/ctn
Gutter Gekko® Straight Mitre	5"	GGKM5SM	Aluminum	0.024"	Mill	5 pc/ctn	-	7 lb/ctn	-
	6"	GGKM6SM	Aluminum	0.024"	Mill	5 pc/ctn	-	7 lb/ctn	-
Gutter Gekko® Inside Mitre	5"	GGKM5IM	Aluminum	0.024"	Mill	5 pc/ctn	-	7 lb/ctn	-
	6"	GGKM6IM	Aluminum	0.024"	Mill	5 pc/ctn	-	7 lb/ctn	-
Gutter Gekko® Universal End Caps	5"	GGKM5EC	Aluminum	0.024"	Q800 TuffTech	20 pc/ctn	-	8 lb/ctn	-
	6"	GGKM6EC	Aluminum	0.024"	Q800 TuffTech	20 pc/ctn	-	8 lb/ctn	-
Painted Zip Screws	(0.5) 1/2"	1/2ZIPS	Aluminum	-	-	1,000 pc/ctn	-	3 lb/ctn	-

RAINWARE | FULL LINE

DESCRIPTION	DESCRIPTION	SKU	MATERIAL	THICKNESS	FINISH	PIECES/CARTON	CARTON/PALLET	LB/CARTON	PALLET/TRUCK
2" x 3" Downpipe	-	2X3DP	Aluminum	0.019"	Q800 TuffTech	10 pc/ctn	36 ctn/plt	23 lb/ctn	10 plt/trk
3" x 4" Downpipe	-	3X4DP	Aluminum	0.019"	Q800 TuffTech	10 pc/ctn	25 ctn/plt	39 lb/ctn	10 plt/trk
	-	3X4DP024	Aluminum	0.024"	Q800 TuffTech	10 pc/ctn	25 ctn/plt	39 lb/ctn	10 plt/trk
2" x 3" Elbows	"A" style	2X3AE	Aluminum	0.019"	Q800 TuffTech	30 pc/ctn	32 ctn/plt	8 lb/ctn	26 plt/trk
	"B" style	2X3BE	Aluminum	0.019"	Q800 TuffTech	30 pc/ctn	32 ctn/plt	8 lb/ctn	26 plt/trk
3" x 4" Elbows	"A" style	3X4AE20	Aluminum	0.019"	Q800 TuffTech	20 pc/ctn	32 ctn/plt	10 lb/ctn	26 plt/trk
	"B" style	3X4BE18	Aluminum	0.019"	Q800 TuffTech	18 pc/ctn	32 ctn/plt	9 lb/ctn	26 plt/trk
5" End Caps	Right	5REC	Aluminum	0.019"	Q800 TuffTech	50 pc/ctn	100 ctn/plt	4 lb/ctn	26 plt/trk
	Left	5LEC	Aluminum	0.019"	Q800 TuffTech	50 pc/ctn	100 ctn/plt	4 lb/ctn	26 plt/trk
6" End Caps	Right	6REC	Aluminum	0.019"	Q800 TuffTech	50 pc/ctn	100 ctn/plt	5 lb/ctn	26 plt/trk
	Left	6LEC	Aluminum	0.019"	Q800 TuffTech	50 pc/ctn	100 ctn/plt	5 lb/ctn	26 plt/trk
5" Box Mitre	Inside	5IBM	Aluminum	0.019"	Q800 TuffTech	20 pc/ctn	42 ctn/plt	8 lb/ctn	26 plt/trk
	Outside	5OBM	Aluminum	0.019"	Q800 TuffTech	20 pc/ctn	42 ctn/plt	8 lb/ctn	26 plt/trk
6" Box Mitre	Inside	6IBM	Aluminum	0.019"	Q800 TuffTech	20 pc/ctn	42 ctn/plt	13 lb/ctn	26 plt/trk
	Outside	6OBM	Aluminum	0.019"	Q800 TuffTech	20 pc/ctn	42 ctn/plt	13 lb/ctn	26 plt/trk
Boxed Gutter Kit	Kit Contents: (2) 12 ft Gutter (1) 2" x 3" Down Pipe (2) 5" Left and Right End Caps (2) Pipe Bands (1) 2" x 3" "A" Style Elbow (1) 2" x 3" "B" Style Elbow (1) Slip Joint Connector (6) Hidden Hanger (1) 2" x 3" Outlet (25) 0.5" Zip Screws (1) Touch-Up Paint	GKIT	Aluminum	0.019"	Q800 TuffTech	-	-	12 lb/ctn	-
Diamond Pipe Band		PB	Aluminum	0.019"	Q800 TuffTech	100 pc/ctn	-	5 lb/ctn	-
Funnel	2" x 3"	2X3FUNW	Aluminum	0.019"	Q800 TuffTech	Sold by the pc	-	3 lb/ctn	-
	3" x 4"	3X4FUNW	Aluminum	0.019"	Q800 TuffTech	Sold by the pc	-	3 lb/ctn	-
Strip Mitre	5" Inside	5ISM	Aluminum	0.019"	Q800 TuffTech	20 pc/ctn	100 ctn/plt	8 lb/ctn	26 plt/trk
	5" Outside	5OSM	Aluminum	0.019"	Q800 TuffTech	20 pc/ctn	100 ctn/plt	8 lb/ctn	26 plt/trk
	6" Inside	6ISM	Aluminum	0.019"	Q800 TuffTech	20 pc/ctn	100 ctn/plt	8 lb/ctn	26 plt/trk
	6" Outside	6OSM	Aluminum	0.019"	Q800 TuffTech	20 pc/ctn	100 ctn/plt	8 lb/ctn	26 plt/trk
	45° Bay Inside	5BAYISM	Aluminum	0.019"	Q800 TuffTech	20 pc/ctn	100 ctn/plt	10 lb/ctn	26 plt/trk
	45° Bay Outside	5BAYOSM	Aluminum	0.019"	Q800 TuffTech	20 pc/ctn	100 ctn/plt	10 lb/ctn	26 plt/trk
Slip Joint Connector		SJCW	Aluminum	0.019"	Q800 TuffTech	50 pc/ctn	-	4 lb/ctn	-
5" Wrap Around Hangers		5WRAPHANGER	Aluminum	-	Mill	100 pc/ctn	25 ctn/plt	10 lb/ctn	-

RAINWARE | FULL LINE

DESCRIPTION	DESCRIPTION	SKU	MATERIAL	THICKNESS	FINISH	PIECES/CARTON	CARTON/PALLET	LB/CARTON
T-Strap		TSTRAP	Aluminum	0.019"	Mill	100 pc/ctn		10 lb/ctn
Hidden Hangers	5'	5HH500	Aluminum	0.019"	Mill	500 pc/ctn	25 ctn/plt	15 lb/ctn
	6'	6HH350	Aluminum	0.019"	Mill	350 pc/ctn	25 ctn/plt	12 lb/ctn
Hidden Hangers with Screws	5'	5HH500S	Aluminum	0.019"	Mill	500 pc/ctn	25 ctn/plt	15 lb/ctn
	6'	6HH300S	Aluminum	0.019"	Mill	300 pc/ctn	25 ctn/plt	12 lb/ctn
Outlet	2" x 3"	2X3OUTLET	Aluminum	0.019"	Mill	30 pc/ctn	100 ctn/plt	3 lb/ctn
	3" x 4"	3X4OUTLET	Aluminum	0.019"	Mill	50 pc/ctn	80 ctn/plt	4 lb/ctn
Spray Paint	-	P16				Sold by the pc		2 lb
Painted Zip Screws	½" (0.5")	1/2ZIPS				1,000 pc/ctn 10 bags of 100		3 lb/ctn
	⅝" (0.375")	3/8ZIPS				1,000 pc/ctn 10 bags of 100		3 lb/ctn
Zinc Zip Screws	1 ½" (1.5")	1.5ZIPSM			Mill	1,000 pc/ctn		2 lb/ctn

GUTTER COIL | FULL LINE

DESCRIPTION	DESCRIPTION	SKU	MATERIAL	THICKNESS	FINISH	SIZE/ROLL	ROLLS/PALLET
11 7/8" (11.875") Gutter Coil	Standard	GC32117/8	Aluminum	0.032"	Q800 TuffTech	300 lbs	3 rolls
	Mini	MGC32117/8	Aluminum	0.032"	Q800 TuffTech	150' 68 lb/roll	12 rolls
	Standard	GC27117/8	Aluminum	0.027"	Q800 TuffTech	300 lbs	3 rolls
	Mini	MGC27117/8	Aluminum	0.027"	Q800 TuffTech	150' 56 lb/roll	12 rolls
11 ¾" (11.75") Gutter Coil	Standard	GC2711.75	Aluminum	0.027"	Q800 TuffTech	300 lbs	3 rolls
	Mini	MGC2711.75	Aluminum	0.027"	Q800 TuffTech	150' 56 lb/roll	12 rolls
15" Gutter Coil	Standard	GC3215	Aluminum	0.032"	Q800 TuffTech	300 lbs	3 rolls
	Mini	MGC3215	Aluminum	0.032"	Q800 TuffTech	150' 85 lb/roll	12 rolls

TRIM COIL | FULL LINE

DESCRIPTION	SIZE	SKU	MATERIAL	THICKNESS	NOTES	FINISH	PIECES/CARTON	CARTON/PALLET	LB/CARTON	PALLET/TRUCK
Economy	24" x 50 ft	T24BLD	Aluminum	0.016"	Smooth	Q800 TuffTech	1 roll	48 ctn/plt	20 lb/roll	26 plt/trk
Basic	24" x 50 ft	TW/BK	Aluminum	0.018"	Smooth	Q800 TuffTech	1 roll	48 ctn/plt	25 lb/roll	26 plt/trk
Q800 TuffTech™	14" x 50 ft	14TC	Aluminum	0.019"	Smooth	Q800 TuffTech	1 roll	48 ctn/plt	16 lb/roll	26 plt/trk
	14.53' x 50 ft	T14.53	Aluminum	0.019"	Smooth	Q800 TuffTech	1 roll	48 ctn/plt	16 lb/roll	26 plt/trk
		T14.53WG	Aluminum	0.019"	TruLine® Woodgrain	Q800 TuffTech	1 roll	48 ctn/plt	16 lb/roll	26 plt/trk
	18" x 50 ft	18TC	Aluminum	0.019"	Smooth	Q800 TuffTech	1 roll	48 ctn/plt	20 lb/roll	26 plt/trk
	24" x 50 ft	T	Aluminum	0.019"	Smooth	Q800 TuffTech	1 roll	48 ctn/plt	28 lb/roll	26 plt/trk
T24W		Aluminum	0.019"	TruLine® Woodgrain	Q800 TuffTech	1 roll	48 ctn/plt	28 lb/roll	26 plt/trk	
Q800 TuffTech™ Xtra Strength	24" x 50 ft	TBW024 TBLKW024	Aluminum	0.024"	Smooth	Q800 TuffTech	1 roll	18 ctn/plt	32 lb/roll	26 plt/trk
TruCoil® PVC	24" x 50 ft	TPVC	Aluminum	0.019"	TruLine® Woodgrain	PVC	1 roll	48 ctn/plt	28 lb/roll	26 plt/trk
No-Mar Q5000®	24" x 50 ft	TNOMAR	Aluminum	0.019"	Pebble	No-Mar Q5000	1 roll	48 ctn/plt	28 lb/roll	26 plt/trk
IsoCoil®	24" x 50 ft	TISO	Aluminum	0.025"	Smooth	Top: Q800 TuffTech Backing: Corrosion- resistant Vinyl	1 roll	48 ctn/plt	25 lb/roll	26 plt/trk
TruCedar® Trim Coil	14.77' x 30 ft <i>(TruCedar Siding)</i>	T1430S	Steel	0.016"	TruCedar Woodgrain	Kynar CarbonTech60 Corrosion- Resistant Barrier	1 roll	32 ctn/plt	29 lb/roll	26 plt/trk
		T1430SHD2	Steel	0.016"	TruCedar Woodgrain	Kynar CarbonTech60 Corrosion- Resistant Barrier	1 roll	32 ctn/plt	29 lb/roll	26 plt/trk
Vesta® Trim Coil	14.77' x 30 ft	T1430SM	Steel	0.016"	Smooth	Solid: Kynar CarbonTech90 Corrosion- Resistant Barrier	1 roll	32 ctn/plt	29 lb/roll	26 plt/trk
		T1430SMHD3	Steel	0.016"	Smooth	HD3 Woodgrain: Kynar 500 CarbonTech90 Corrosion- Resistant Barrier	1 roll	32 ctn/plt	29 lb/roll	26 plt/trk

ROOFING ACCESSORIES | ANGLE FLASHING

DESCRIPTION	SKU	MATERIAL	THICKNESS	LENGTH	FINISH	PIECES/CARTON	CARTON/PALLET	LB/CARTON	PALLET/TRUCK
3"x3" Angle Flashing 90 degree	AF28G3X3	Steel	0.013"	10 ft length	Q800 TuffTech Mill	25 pc/ctn	15 ctn/plt	67 lb/ctn	-
4"x4" Angle Flashing 90 degree	AF28G4X4	Steel	0.013"	10 ft length	Q800 TuffTech Mill	10 pc/ctn	30 ctn/plt	36 lb/ctn	-
90 degree	AF30G4X4	Steel	0.010"	10 ft length	Q800 TuffTech Mill	10 pc/ctn	30 ctn/plt	27 lb/ctn	-
135 degree, open hem	AF28G4X4WL135	Steel	0.013"	10 ft length	Q800 TuffTech Mill	10 pc/ctn	30 ctn/plt	36 lb/ctn	-
6"x6" Angle Flashing 90 degree	AF30G6X6	Steel	0.010"	10 ft length	Mill	10 pc/ctn	30 ctn/plt	41 lb/ctn	-
	AF26G6X6	Steel	0.016"	10 ft length	Mill	10 pc/ctn	30 ctn/plt	62 lb/ctn	-

ROOFING ACCESSORIES | APRON FLASHING

DESCRIPTION	SKU	MATERIAL	THICKNESS	LENGTH	FINISH	PIECES/CARTON	CARTON/PALLET	LB/CARTON	PALLET/TRUCK
4" x 3.5" Apron Flashing	4X3.5GAGAL019	Steel	0.019"	10 ft length	Q800 TuffTech	15 pc/ctn	40 ctn/plt	78 lb/ctn	-

ROOFING ACCESSORIES | REGLET

DESCRIPTION	SKU	MATERIAL	THICKNESS	LENGTH	FINISH	PIECES/CARTON	CARTON/PALLET	LB/CARTON	PALLET/TRUCK
Reglet	REG4.25TPGAL	Steel	0.016"	10 ft length	Q800 TuffTech Mill	15 pc/ctn	30 ctn/plt	41 lb/ctn	10 plt/trk

ROOFING ACCESSORIES | ASPHALT DRIP

DESCRIPTION	SKU	MATERIAL	THICKNESS	LENGTH	FINISH	PIECES/CARTON	CARTON/PALLET	LB/CARTON	PALLET/TRUCK
1" Asphalt Drip	S1AD28G	Steel	0.013"	10 ft length	Q800 TuffTech Mill	25 pc/ctn	40 ctn/plt	68 lb/ctn	10 plt/trk
	1AD30_G	Steel	0.010"	10 ft length	Q800 TuffTech Mill	25 pc/ctn	100 bundles	28 lb/ctn	-
	1AD30WG_G	Steel	0.010"	10 ft length	Q800 TuffTech	25 pc/ctn	100 bundles	28 lb/ctn	-
1 1/2" Asphalt Drip	S1.5AD28WG_G Woodgrain	Steel	0.013"	10 ft length	Q800 TuffTech	25 pc/ctn	100 bundles	30 lb/ctn	-
	1.5AD30_G	Steel	0.010"	10 ft length	Q800 TuffTech Mill	25 pc/ctn	80 bundles	27 lb/ctn	-
	1.5AD30WG_G Woodgrain	Steel	0.010"	10 ft length	Q800 TuffTech	25 pc/ctn	80 bundles	27 lb/ctn	-
2" Asphalt Drip	2AD30_G	Steel	0.010"	10 ft length	Q800 TuffTech Mill	25 pc/ctn	50 ctn/plt	34 lb/ctn	10 plt/trk
	2AD30WG_G Woodgrain	Steel	0.010"	10 ft length	Q800 TuffTech	25 pc/ctn	50 ctn/plt	34 lb/ctn	10 plt/trk
3" x 3" Asphalt Drip	3X3ADGALP019 Flange: 3"	Steel	0.019"	10 ft length	Mill	10 pc/ctn	40 ctn/plt	40 lb/ctn	10 plt/trk
	3X3ADTPGAL Flange: 3"	Steel	0.016"	10 ft length	Q800 TuffTech	15 pc/ctn	40 ctn/plt	47 lb/ctn	10 plt/trk

ROOFING ACCESSORIES | GRAVEL STOP/GUARD

DESCRIPTION	SKU	MATERIAL	THICKNESS	LENGTH	FINISH	PIECES/CARTON	CARTON/PALLET	LB/CARTON	PALLET/TRUCK
6" Modified Gravel Guard ¼" Knuckle	S6MGG28	Steel	0.013"	10 ft length	Mill	10 pc/ctn	45 ctn/plt	27 lb/ctn	10 plt/trk
7" Modified Gravel Guard ¼" Knuckle	S7MGG28	Steel	0.013"	10 ft length	Mill	10 pc/ctn	42 ctn/plt	31 lb/ctn	10 plt/trk
8" Modified Gravel Guard ¼" Knuckle	S8MGG28	Steel	0.013"	10 ft length	Mill	10 pc/ctn	40 ctn/plt	36 lb/ctn	10 plt/trk

ROOFING ACCESSORIES | STEP FLASHING

DESCRIPTION	SKU	MATERIAL	THICKNESS	LENGTH	FINISH	PIECES/CARTON	CARTON/PALLET	LB/CARTON	PALLET/TRUCK
8" x 8" Flat Step Flashing	S28G8X8SF	Steel	0.013"	-	Q800 TuffTech Mill	100 pc/ctn	100 ctn/plt	24 lb/ctn	26 plt/trk
4"x4"x8" Prebent Step Flashing	4X4X8SF30_90	Steel	0.010"	-	Mill	100 pc/ctn	50 ctn/plt	19 lb/ctn	-
	S28G4X4X8SF	Steel	0.013"	-	Q800 TuffTech Mill	100 pc/ctn	75 ctn/plt	24 lb/ctn	26 plt/trk
6"x6"x10" Prebent Step Flashing	6X6X10SF30M	Steel	0.010"	-	Mill	100 pc/ctn	100 ctn/plt	31 lb/ctn	26 plt/trk

ROOFING ACCESSORIES | ROLL FLASHING

DESCRIPTION	SKU	MATERIAL	THICKNESS	LENGTH	FINISH	PIECES/CARTON	CARTON/PALLET	LB/CARTON	PALLET/TRUCK
8" Roll Flashing	SRF8X50	Steel	0.013"	50 ft length	Q800 TuffTech Mill	1 roll	50 ctn/plt	-	26 plt/trk
12" Roll Flashing	SRF12X50	Steel	0.013"	50 ft length	Q800 TuffTech Mill	1 roll	50 ctn/plt	-	26 plt/trk
16" Roll Flashing	SRF16X50	Steel	0.013"	50 ft length	Q800 TuffTech Mill	1 roll	25 ctn/plt	-	54 plt/trk
18" Roll Flashing	SRF18X50	Steel	0.013"	50 ft length	Q800 TuffTech Mill	1 roll	25 ctn/plt	-	54 plt/trk
20" Roll Flashing	SRF20X25	Steel	0.013"	25 ft length	Q800 TuffTech Mill	1 roll	25 ctn/plt	-	54 plt/trk
	SRF20X50	Steel	0.010"	50 ft length	Q800 TuffTech Mill	1 roll	25 ctn/plt	-	54 plt/trk
20" Roll Flashing - Professional Grade	SRF20X50M016	Aluminum	0.016"	50 ft length	Q800 TuffTech Mill	1 roll	25 ctn/plt	-	54 plt/trk
24" Roll Flashing	SRF24X50M	Steel	0.010"	50 ft length	Mill	1 roll	25 ctn/plt	-	54 plt/trk

ROOFING ACCESSORIES | SPECIALTY FLASHING

DESCRIPTION	SKU	MATERIAL	THICKNESS	LENGTH	FINISH	PIECES/CARTON	CARTON/PALLET	LB/CARTON	PALLET/TRUCK
Flat Panel	16FP	Steel	0.020"	6 ft length	Mill	120 pc	-	840 lb/crate	-

SIDING & TRIM ACCESSORIES | DRIP CAP

DESCRIPTION	SKU	MATERIAL	THICKNESS	LENGTH	FINISH	PIECES/CARTON	CARTON/PALLET	LB/CARTON	PALLET/TRUCK
(0.375") 3/8" Drip Cap	SDC28G.375	Steel	0.013"	10 ft length	Q800 TuffTech Mill	25 pc/ctn	72 ctn/plt	34 lb/ctn	10 plt/trk
(0.625") 5/8" Drip Cap	SDC28G.625	Steel	0.013"	10 ft length	Q800 TuffTech Mill	25 pc/ctn	72 ctn/plt	34 lb/ctn	10 plt/trk
(0.875") 7/8" Drip Cap	SDC28G.875	Steel	0.013"	10 ft length	Q800 TuffTech Mill	25 pc/ctn	72 ctn/plt	34 lb/ctn	10 plt/trk
(1.125") 1 1/8" Drip Cap	SDC28G1.125	Steel	0.013"	10 ft length	Q800 TuffTech Mill	25 pc/ctn	72 ctn/plt	34 lb/ctn	10 plt/trk
(1.25") 1 ¼" Drip Cap	SDC28G1.25	Steel	0.013"	10 ft length	Q800 TuffTech Mill	25 pc/ctn	72 ctn/plt	34 lb/ctn	10 plt/trk

ROOFING ACCESSORIES | ANGLE FLASHING

DESCRIPTION	SKU	MATERIAL	THICKNESS	LENGTH	FINISH	PIECES/CARTON	CARTON/PALLET	LB/CARTON	PALLET/TRUCK
4"x4" Angle Flashing 90 degree	AF28G4X4	Steel	0.014"	10 ft length	Q800 TuffTech Mill	10 pc/ctn	30 ctn/plt	36 lb/ctn	-
180 degree	AF28G4X4WL180	Steel	0.014"	10 ft length	Q800 TuffTech Mill	10 pc/ctn	30 ctn/plt	36 lb/ctn	-

ROOFING ACCESSORIES | FACE FLASHING

DESCRIPTION	SKU	MATERIAL	THICKNESS	LENGTH	FINISH	PIECES/CARTON	CARTON/PALLET	LB/CARTON	PALLET/TRUCK
8" Face Flashing	8FFGALAL	Steel	0.014"	10 ft length	Q800 TuffTech	25 pc/ctn	30 ctn/plt	102 lb/ctn	10 plt/trk
	8FFGAL	Steel	0.013"	10 ft length	Q800 TuffTech Mill	25 pc/ctn	30 ctn/plt	126 lb/ctn	10 plt/trk
	8FF	Aluminum	0.019"	10 ft length	Q800 TuffTech	25 pc/ctn	30 ctn/plt	43 lb/ctn	10 plt/trk
8" Face Flashing <i>Reverse Face</i>	8FFGALALRF	Steel	0.014"	10 ft length	Q800 TuffTech	25 pc/ctn	30 ctn/plt	102 lb/ctn	10 plt/trk

ROOFING ACCESSORIES | WALL FLASHING

DESCRIPTION	SKU	MATERIAL	THICKNESS	LENGTH	FINISH	PIECES/CARTON	CARTON/PALLET	LB/CARTON	PALLET/TRUCK
8" Wall Flashing	8WFGALAL	Steel	0.014"	10 ft length	Q800 TuffTech	25 pc/ctn	20 ctn/plt	102 lb/ctn	10 plt/trk
	8WFGAL	Steel	0.013"	10 ft length	Q800 TuffTech Mill	25 pc/ctn	20 ctn/plt	127.5 lb/ctn	10 plt/trk
12" Wall Flashing	12WFGALAL	Steel	0.014"	10 ft length	Q800 TuffTech	25 pc/ctn	20 ctn/plt	154 lb/ctn	10 plt/trk
	12WFGAL	Steel	0.014"	10 ft length	Mill	25 pc/ctn	20 ctn/plt	187 lb/ctn	10 plt/trk

ROOFING ACCESSORIES | WATER DIVERTER

DESCRIPTION	SKU	MATERIAL	THICKNESS	LENGTH	FINISH	PIECES/CARTON	CARTON/PALLET	LB/CARTON	PALLET/TRUCK
8" Water Diverter	8WDGALAL	Steel	0.014"	10 ft length	Q800 TuffTech	25 pc/ctn	20 ctn/plt	102.5 lb/ctn	10 plt/trk
	8WDGAL	Steel	0.013"	10 ft length	Q800 TuffTech Mill	25 pc/ctn	20 ctn/plt	126 lb/ctn	10 plt/trk

ROOFING ACCESSORIES | W-VALLEY

DESCRIPTION	SKU	MATERIAL	THICKNESS	LENGTH	FINISH	PIECES/CRATE	LB/CARTON	CRATE/TRUCK
20" W-Valley	20WVGALAL	Steel	0.014"	10 ft length	Mill	100 pc/crt	11 lb/pc	10 crt/trk

ROOFING ACCESSORIES | CAULK COUNTER FLASHING

DESCRIPTION	SKU	MATERIAL	THICKNESS	LENGTH	FINISH	PIECES/CARTON	CARTON/PALLET	LB/CARTON	PALLET/TRUCK
3" Caulk Counter Flashing	3CCGAL	Steel	0.013"	10 ft length	Q800 TuffTech	25 pc/ctn	20 ctn/plt	55 lb/ctn	10 plt/trk
5" Caulk Counter Flashing	5CCGAL	Steel	0.013"	10 ft length	Q800 TuffTech	25 pc/ctn	20 ctn/plt	77.5 lb/ctn	10 plt/trk
6" Caulk Counter Flashing	6CCGALAL	Steel	0.014"	10 ft length	Q800 TuffTech	25 pc/ctn	30 ctn/plt	77.5 lb/ctn	10 plt/trk
	6CCGAL	Steel	0.014"	10 ft length	Mill	25 pc/ctn	30 ctn/plt	94.5 lb/ctn	10 plt/trk
6" Counter Flashing	6CFGALAL	Steel	0.014"	10 ft length	Q800 TuffTech	25 pc/ctn	30 ctn/plt	77.5 lb/ctn	10 plt/trk

ROOFING ACCESSORIES | DRIP EDGE

DESCRIPTION	SKU	MATERIAL	THICKNESS	LENGTH	FINISH	PIECES/CARTON	CARTON/PALLET	LB/CARTON	PALLET/TRUCK
1 1/4" Drip Edge	1.25X2.375ET	Aluminum	0.019"	10 ft length	Q800 TuffTech	25 pc/ctn	30 ctn/plt	22.5 lb/ctn	10 plt/trk
	1.25X3.75ETE	Aluminum	0.011"	10 ft length	Q800 TuffTech	25 pc/ctn	30 ctn/plt	22.6 lb/ctn	10 plt/trk
1 3/8" Drip Edge	1.375X2.75ETE	Aluminum	0.011"	10 ft length	Q800 TuffTech	25 pc/ctn	30 ctn/plt	17.5 lb/ctn	10 plt/trk
1 1/2" Drip Edge	1.5X2ET	Aluminum	0.019"	10 ft length	Q800 TuffTech	25 pc/ctn	30 ctn/plt	22.5 lb/ctn	10 plt/trk
	1.5X3.5ET	Aluminum	0.019"	10 ft length	Q800 TuffTech	25 pc/ctn	30 ctn/plt	32 lb/ctn	10 plt/trk
	1.5X3.5ETE	Aluminum	0.011"	10 ft length	Q800 TuffTech	25 pc/ctn	30 ctn/plt	22.6 lb/ctn	10 plt/trk
2" Drip Edge	2X2.125ET	Aluminum	0.019"	10 ft length	Q800 TuffTech	25 pc/ctn	30 ctn/plt	26.75 lb/ctn	10 plt/trk
	2X4ET	Aluminum	0.019"	10 ft length	Q800 TuffTech	25 pc/ctn	30 ctn/plt	26.75 lb/ctn	10 plt/trk
1 3/16" Drip Edge	1.62X3.5ETGALAL	Steel	0.014"	10 ft length	Q800 TuffTech	25 pc/ctn	45 pc/ctn	77 lb/ctn	10 plt/trk
1 1/4" Drip Edge	4.5ETGALAL	Steel	0.014"	10 ft length	Q800 TuffTech	25 pc/ctn	45 pc/ctn	60 lb/ctn	10 plt/trk
	4.5ETGAL	Steel	0.014"	10 ft length	Mill	25 pc/ctn	45 pc/ctn	60 lb/ctn	10 plt/trk
	4.75ETGAL	Steel	0.013"	10 ft length	Q800 TuffTech	25 pc/ctn	45 pc/ctn	55 lb/ctn	10 plt/trk
	6.0ETGALAL	Steel	0.014"	10 ft length	Q800 TuffTech	25 pc/ctn	35 pc/ctn	78.5 lb/ctn	10 plt/trk
	6.0ETGAL	Steel	0.014"	10 ft length	Mill	25 pc/ctn	35 pc/ctn	96 lb/ctn	10 plt/trk
2" Drip Edge	2X4ETGAL	Steel	0.014"	10 ft length	Mill	25 pc/ctn	-	94.5 lb/ctn	-
	2X4ETGAL_H	Steel	0.014"	10 ft length	Mill	25 pc/ctn	-	94.5 lb/ctn	-
	2X4ETGALAL	Steel	0.014"	10 ft length	Q800 TuffTech	25 pc/ctn	45 ctn/plt	77 lb/ctn	10 plt/trk
	2X4ETGALAL_H	Steel	0.014"	10 ft length	Q800 TuffTech	25 pc/ctn	45 ctn/plt	77 lb/ctn	10 plt/trk

ROOFING ACCESSORIES | ASPHALT DRIP

DESCRIPTION	SKU	MATERIAL	THICKNESS	LENGTH	FINISH	PIECES/CARTON	CARTON/PALLET	LB/CARTON	PALLET/TRUCK
3" x 3" Asphalt Drip	3X3ETGALAL	Steel	0.014"	10 ft length	Q800 TuffTech Mill	25 pc/ctn	30 ctn/plt	78.5 lb/ctn	10 plt/trk

ROOFING ACCESSORIES | REGLET

DESCRIPTION	SKU	MATERIAL	THICKNESS	LENGTH	FINISH	PIECES/CARTON	CARTON/PALLET	LB/CARTON	PALLET/TRUCK
Reglet	REG4.25TPGAL	Steel	0.016"	10 ft length	Q800 TuffTech Mill	15 pc/ctn	30 ctn/plt	41 lb/ctn	10 plt/trk

SIDING ACCESSORIES | STARTER STRIP

DESCRIPTION	SKU	MATERIAL	THICKNESS	LENGTH	FINISH	PIECES/CARTON	CARTON/PALLET	LB/CARTON	PALLET/TRUCK
CedarMax Starter Strip	CMAXSS	Steel	0.0155"	10 ft length	Galvanized (G40+)	25 pc/ctn	63 ctn/plt	59 lb/ctn	10 plt/trk
TruShake Starter Strip	TSSSGAL	Steel	0.0155"	10 ft length	Galvanized (G40+)	25 pc/ctn	72 ctn/plt	40 lb/ctn	10 plt/trk

SIDING ACCESSORIES | DRIP CAP

DESCRIPTION	SKU	MATERIAL	THICKNESS	LENGTH	FINISH	PIECES/CARTON	CARTON/PALLET	LB/CARTON	PALLET/TRUCK
(0.3125") 5/16"	ADC.3125	Aluminum	0.019"	10 ft length	Q800 TuffTech Mill	25 pc/ctn	72 ctn/plt	14 lb/ctn	10 plt/trk
(0.375") 3/8"	ADC.375	Aluminum	0.019"	10 ft length	Q800 TuffTech Mill	25 pc/ctn	72 ctn/plt	14 lb/ctn	10 plt/trk
(0.4375") 7/16"	ADC.4375	Aluminum	0.019"	10 ft length	Q800 TuffTech Mill	25 pc/ctn	72 ctn/plt	14 lb/ctn	10 plt/trk
(0.5") 1/2"	ADC.5	Aluminum	0.019"	10 ft length	Q800 TuffTech Mill	25 pc/ctn	72 ctn/plt	14 lb/ctn	10 plt/trk
(0.625") 5/8"	ADC.625	Aluminum	0.019"	10 ft length	Q800 TuffTech Mill	25 pc/ctn	72 ctn/plt	14 lb/ctn	10 plt/trk
(1.125") 1 1/8"	ADC1.125	Aluminum	0.019"	10 ft length	Q800 TuffTech Mill	25 pc/ctn	72 ctn/plt	14 lb/ctn	10 plt/trk
(1.375") 1 3/8"	ADC1.375	Aluminum	0.019"	10 ft length	Q800 TuffTech Mill	25 pc/ctn	72 ctn/plt	14 lb/ctn	10 plt/trk

