



LIVE OUTDOORS

INSIDE OUT® UNDERDECKING





DESIGN + FUNCTION

There are two key elements that every house needs to be a home, **DESIGN + FUNCTION**. Your home needs to be *beautiful* while also standing the tests of mother nature & time.

At Quality Edge we start with thinking about design – whether you are hosting a backyard full of guests or sitting quietly with your favorite book - you want beautiful outdoor space. **A BEAUTIFUL HOME IS A BETTER HOME**. Each design is supported with the highest function because **A BALANCED HOME IS A BETTER HOME**. Resulting in a home that is beautifully balanced.

According to Fixr.com

80% of people use outdoor spaces to gather with friends and family.

61% of people use outdoor spaces for relaxation.

46% of people use outdoor spaces for playing with kids.



A BEAUTIFUL
HOME IS A
**BETTER
HOME**

INSPIRED BY
NATURE

Underdeck solutions draw from the natural elements that surround an outdoor patio and offer multiple woodgrain finish options.

FINISH THE
UNFINISHED
OVERHANGS

Looking up at the underside of a deck isn't the prettiest thing, but enclosing it with an underdeck ceiling creates a truly indoor – outdoor space.

INVESTING IN
OUTDOOR LIVING

Homeowners see the value and are investing more in outdoor spaces that let them maximize the time they spend outside.



A BALANCED
HOME IS A
**BETTER
HOME**

SPEND TIME
OUTDOORS

Breathing in the fresh air and relaxing or entertaining outside can lead to improvements in your mood and wellbeing.

CREATE OUTDOOR
LIVING SPACES

Rethink your outdoor spaces to include living areas, dining spaces, outdoor kitchens, or relaxation areas to extend your inside space.



PROTECTION FROM
MOTHER NATURE

Don't let the raindrops keep you inside and embrace the outdoor spaces knowing you're protected from the elements.


INSIDE OUT® UNDERDECK PROTECTION

Indoor-outdoor living areas merging nature and the environment continue to grow in popularity. One of the best ways to refine and enhance the design and usefulness of the patio is by creating a ceiling using Inside Out® Underdecking. Available in solid or woodgrain options, Inside Out protects from water and adds a touch of elegance to any outdoor space.

ALUMINUM 0.024" | FINISH: Q800 TUFFTECH | PANEL HEIGHT: 8.25" | PANEL LENGTHS: 10 FT, 12 FT, 14 FT & 16 FT



Channels the water down from the upper deck and away from the home, keeping the area below the deck dry and enjoyable for outdoor living.



The specially designed panels and deep water brackets have been tested and approved to handle over 15" of water an hour.











A **PALETTE**
TO SUIT
ANY SPACE



518 Black



502 Brown



807 Clay




805 Pewter



177 Sandy Beige




827 Champagne




280 White



946 Dark Mahogany



943 Karri



948 Medium Teak



947 Light Cherry



949 Rock Maple


Our color palette includes five distinctive painted wood finishes chosen for their unique species, grain and color; and seven rich matte finishes chosen for their visual temperatures and rich hues.



BLACK 518



DARK MAHOGANY 946





BROWN 502



KARRI 943






MEDIUM TEAK 948



CHAMPAGNE 827



CLAY 807



LIGHT CHERRY 947






ROCK MAPLE 949



SANDY BEIGE 177

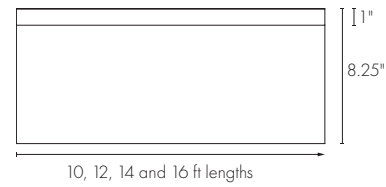




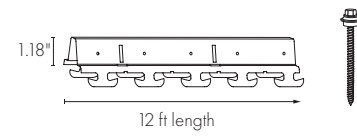
WHITE 280



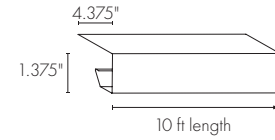
PEWTER 805



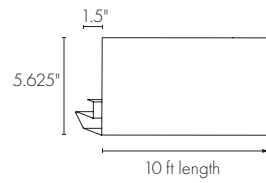
INSIDE OUT® PANEL



PANEL CARRIER & SCREWS
Sold separately



PERIMETER G-CHANNEL

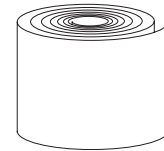


SIDE CAP



BOXED GUTTER KIT

- Kit Contents:
- (2) 12 ft Gutter
 - (1) 2' x 3' Down Pipe
 - (2) 5' Left and Right End Caps
 - (2) Pipe Bands
 - (1) 2' x 3' "A" Style Elbow
 - (1) 2' x 3' "B" Style Elbow
 - (1) Slip Joint Connector
 - (6) Hidden Hanger
 - (1) 2' x 3' Outlet
 - (25) 0.5" Zip Screws
 - (1) Touch-Up Paint



TRUWRAP FLASHING

SPECIFICATIONS

PROFILE

- 10 ft Inside Out Panel
- 12 ft Inside Out Panel
- 14 ft Inside Out Panel
- 16 ft Inside Out Panel

MATERIALS

Aluminum

THICKNESS

0.024" (Panels)
0.019", 0.024", 0.025" (Accessories)

SOLID AND WOODGRAIN COLORS

Inside Out® Underdecking color palette includes distinctive painted wood colors chosen for their unique species and grain, and rich matte solid colors chosen for their visual temperatures and rich hues.

COATING

Q800 TuffTech™

TECHNICAL DATA

Inside Out® underdeck protection utilizes strong, maintenance free and recyclable materials, reducing your carbon footprint and safeguarding against repairs.

MATERIAL DATA

- 100% Recyclable
- VOC-free
- Lead free

STRUCTURAL PERFORMANCE RATING

- ASTM B209

INSTALLATION & TECHNICAL SUPPORT

Complete installation and technical information and literature is available at: www.QualityEdge.com/Resources

WARRANTY

Our Lifetime Limited Warranty includes protection against peeling, flaking, chipping, cracking, color fade, chalking, and rust. For complete warranty information, registration and claims, visit: www.QualityEdge.com/Warranties



1. INSIDE OUT PANEL

Center panels, solid color or wood print. Needs to have a graded slope of 1/8" per foot for water to flow into gutter.

2. PANEL CARRIER

Use to hold and set the angle of the panels. Place every 3 feet. If going down or across the deck joists, 10 screws per carrier are needed. Screw into each joist if going across them.

3. PERIMETER G-CHANNEL

Use along the house.

4. SIDE CAP

Use on the sides of the deck to allow system to hang.

5. BOXED GUTTER KIT

Channels water from underdeck down and away from home. Gutter must be installed before panels.

TRUWRAP FLASHING

Directs water over flashing.

CARRIER SCREWS

Grommated screws used to hang the panel carrier.



GRAND RAPIDS • DALLAS • SAVANNAH

QUALITYEDGE.COM