



# VESTA<sup>®</sup> STEEL FASCIA

Architectural  
accessories.




Pre-engineered fascia is typically 33% thicker and 120% stronger than field bent trim coil with 16% fewer seams on average. With Architectural or Standard style Vesta Fascia, Quality Edge<sup>®</sup> has durable, low-maintenance accessories that are designed to complement the Vesta Steel Siding collection.

- Timesaving Pre-Engineered Design
- Durable Finish
- Withstands Fade
- Designed to offer a natural look and coordinate with all Vesta steel siding colors.



Both fascia styles are pre-engineered for better looking and faster applications.



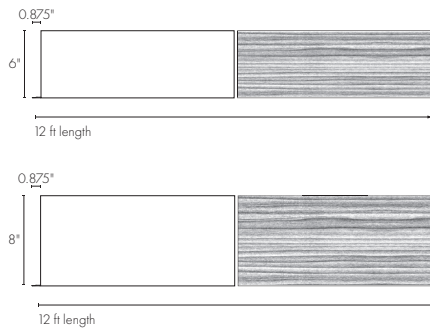
Architectural Fascia uses a locking bracket to create a smooth, clean finish with no face nails. Architectural Fascia extends down 3/4" past soffit, creating a finished, inset look.



Fewer seams than trim coil. 10 ft lengths mean 20% less pieces and seams than trim coil.

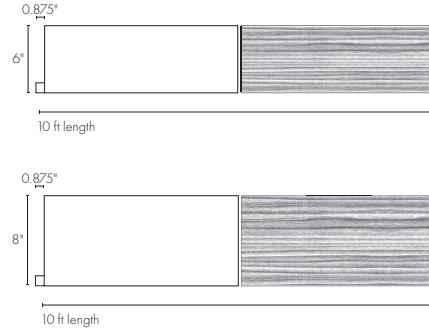
## Vesta Standard Fascia

6" & 8"



## Vesta Architectural Fascia & Lock\*

6" & 8"



\*Fascia Lock included

### AVAILABLE OPTIONS

#### Standard Fascia

- 6" Solid Fascia - 6FSVS
- 6" HD3 Woodgrain Fascia - 6FSVSHD3
- 8" Solid Fascia - 8FSVS
- 8" HD3 Woodgrain Fascia - 8FSVSHD3

#### Architectural Fascia

- 6" Solid Fascia - 6FSVSL
- 6" HD3 Woodgrain Fascia - 6FSVSLHD3
- 8" Solid Fascia - 8FSVSL
- 8" HD3 Woodgrain Fascia - 8FSVSLHD3

### MATERIAL AVAILABILITY

Steel

### COATING

#### Solid Colors

Kynar®, CarbonTech90™, Corrosion-Resistant Barrier

#### Woodgrain Colors

Kynar 500®, CarbonTech90™, Corrosion-Resistant Barrier

### COLOR AVAILABILITY

- 11 Solids
- 6 HD3 Woodgrains

### THICKNESS

0.016"

### TEXTURE

Smooth

### WARRANTY

Lifetime Limited Warranty

### COPYRIGHTS (U.S.)

- © Sand Dollar Woodgrain Artwork VAu1-378-183
- © Driftwood Woodgrain Artwork VAu1-378-232
- © Autumn Thistle Woodgrain Artwork VAu1-378-233
- © Gilded Grain Woodgrain Artwork VAu 1-382-425


### CERTIFICATION & RATING

Go to [QualityEdge.com/Resources](http://QualityEdge.com/Resources) for detailed specification information.

### INSTALLATION NOTES

Go to [QualityEdge.com/Resources](http://QualityEdge.com/Resources) for detailed installation information.

### SOLID COLORS



### HD3 WOODGRAIN COLORS



**SOLID COLORS:** 463 Coal [COAL], 414 Ironstone [IRNS], 462 Silver Lining [SVRL], 468 Fawn [FAWN], 469 Fresh Canvas [FCAN], 503 Eggshell [EGG], 470 Midnight Blue [MNBLU], 467 Evening Shade [EVES], 466 Tourmaline [TOUR], 465 Sea Glass [SEAG], 280 White [W]

**HD3 WOODGRAIN COLORS:** 484 Dark Espresso [DRKE], 481 Driftwood [DFWD], 483 Sand Dollar [SNDR], 480 Autumn Thistle [ATHS], 485 Aged Walnut [AWAL], 482 Gilded Grain [GILD]

*HD3 Woodgrain colors use 3 paint colors (high, medium and low-key tones) to create a natural looking woodgrain pattern.*

Although we make every effort to ensure color accuracy in our printing process, your final products may not be an exact match to those displayed.



Contact your Customer Service or Sales Representative to order:

888.784.0878

[QualityEdge.com/Fascia](http://QualityEdge.com/Fascia)

VFASCIAFLYER\_0323