



① Select color.

SOLIDS

- 401 Bennington Beige [BENB]
- 463 Coal [COAL]
- 411 Cottage Red [CRE0D]
- 503 Eggshell [EGG]
- 405 Foothill Blue [FHB]
- 415 Gray Dusk [GDSK]
- 460 Great Water [GRWT]
- 461 Harbor Mist [HMST]
- 819 Herringbone [HER]
- 414 Ironstone [IRNS]
- 509 Norwood [NOR]
- 805 Pewter [P805]

- 307 Ripe Olive [RO]
- 462 Silver Lining [SVRL]
- 425 Statuary Bronze [STB]
- 409 Sycamore [SYC]
- 410 Thatch [THA]
- 280 White [W]

HD2 WOODGRAINS

- 417 Birch [BIR]
- M12 Captiva [CAP]
- 109 Cedar [CDR]
- M16 Cider Mill [CID]
- M17 English Saddle [ENG]
- M18 Mountain Laurel [MOU]
- M15 Napa Vine [NAP]
- 416 Spruce [SPR]
- 106 Timber Ash [TASH]
- 108 Weathered Wood [WWD]

Order/Estimating Sheet

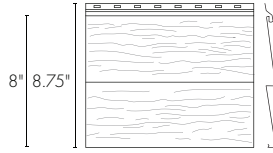
② List quantities needed in the spaces below.

A Double 4"

Face of panel is 8" tall by 12 ft 6.5" long.
Each lap is 4" tall.
Coverage is 100 sq./ft. per box.

12 pc/ctn
12 pc = 1 square

- D4S** _____ Boxes
- D4SHD2** _____ Boxes



A Single 6"

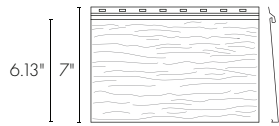
Face of panel is 6.13" tall by 12 ft 6.5" long.
Coverage is 50 sq./ft. per box.

8 pc/ctn
16 pc = 1 square

- S6S** _____ Boxes
- S6SHD2** _____ Boxes

Foam Backed

- S6FBS** _____ Boxes
- S6FBSHD2** _____ Boxes



A Single 6" Dutch Lap

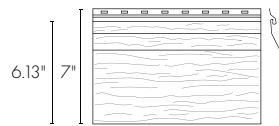
Face of panel is 6.13" tall by 12 ft 6.5" long.
Coverage is 51 sq./ft. per box.

8 pc/ctn
16 pc = 1 square

- S6DLS** _____ Boxes
- S6DLSHD2** _____ Boxes

Foam Backed

- S6DLFBS** _____ Boxes
- S6DLFBSHD2** _____ Boxes

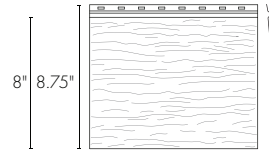


A Single 8"

Face of panel is 8" tall by 12 ft 6.5" long.
Coverage is 100 sq./ft. per box.

12 pc/ctn
12 pc = 1 square

- S8S** _____ Boxes
- S8SHD2** _____ Boxes

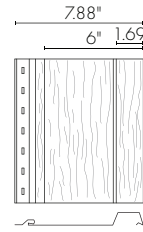


B 6" Board & Batten

Face of panel is 6" wide by 10 ft tall.
Coverage is 50 sq./ft. per box.

10 pc/ctn
20 pc = 1 square

- 6BBS** _____ Boxes
- 6BBSHD2** _____ Boxes

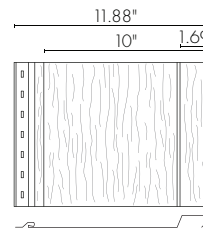


B 10" Board & Batten

Face of panel is 10" wide by 10 ft tall.
Coverage is 50 sq./ft. per box.

6 pc/ctn
12 pc = 1 square

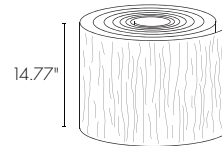
- 10BBS** _____ Boxes
- 10BBSHD2** _____ Boxes



C 14.77" x 30 ft Trim Coil

TruCedar embossed trim coil used for custom flashing.

- 1 roll/ctn**
- T1430S** _____ Boxes
- T1430SHD2** _____ Boxes



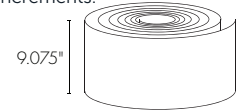
D Seamless Siding

1 roll/ctn

9.075" Seamless

1 roll = 1,000 LF
500lb roll. Must be ordered in 500 lb increments.
10 business day lead time.

- SSC9.075** _____ Boxes
- SSC9.075HD2** _____ Boxes



10.77" Seamless

1 roll = 1,200 LF
700lb roll. Must be ordered in 700 lb increments.
5 business day lead time.

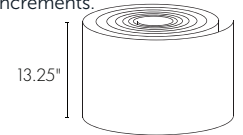
- SSC10.77** _____ Boxes
- SSC10.77HD2** _____ Boxes



13.25" Seamless

1 roll = 972 LF
700lb roll. Must be ordered in 700 lb increments.
10 business day lead time.

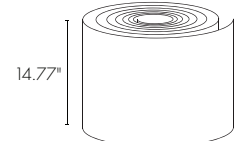
- SSC13.25** _____ Boxes
- SSC13.25HD2** _____ Boxes



14.77" Seamless

1 roll = 875 LF
700lb roll. Must be ordered in 700 lb increments.
5 business day lead time.

- SSC14.77** _____ Boxes
- SSC14.77HD2** _____ Boxes



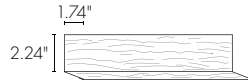
D Brick Ledge Flashing

Installed over a brick or stone wall transition.

10 pc/ctn

BLF _____ Boxes

BLFHD2 _____ Boxes



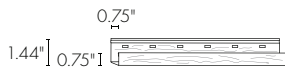
E 3/4" J-Channel

Installed around windows and doors, also used to cap the last row of panels. 12 ft length.

25 pc/ctn

J75S _____ Boxes

J75SHD2 _____ Boxes



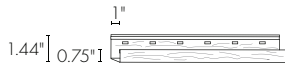
F 1" J-Channel

Works best with Board & Batten. Installed around windows and doors, also used to cap the last row of panels. 10 ft length.

25 pc/ctn

J1S _____ Boxes

J1SHD2 _____ Boxes



G 5/8" L-Channel

Install as an alternative to J-Channel on the sides of windows or doors. Not embossed. 10 ft length.

25 pc/ctn

L58S _____ Boxes

L58SHD2 _____ Boxes



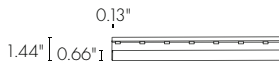
H 5/8" Undersill

Use to cover cut edge of panel. Not embossed. 12 ft length.

25 pc/ctn

UTS _____ Boxes

UTSHD2 _____ Boxes



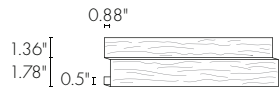
I Batten Trim

Use at base of Board & Batten panels to close the openings of the battens. Adds an authentic look as a starter. 10 ft length.

10 pc/ctn

BT10 _____ Boxes

BT10HD2 _____ Boxes



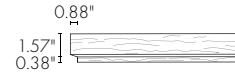
J Z-Flashing

Use with Board & Batten to connect panels longer than 10 ft high. 10 ft length.

10 pc/ctn

BBZT10 _____ Boxes

BBZT10HD2 _____ Boxes



K 1-Piece Inside Corner Block

Use to flash inside corners. 10 ft length.

10 pc/ctn

ICB _____ Boxes

ICBHD2 _____ Boxes



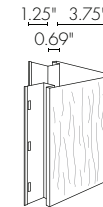
L 1-Piece Outside Corner Post

Installed at the outside corner of the wall, allowing siding to be inserted on both sides. 10 ft length.

10 pc/ctn

OCPS _____ Boxes

OCPSHD2 _____ Boxes



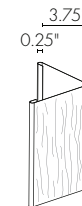
M 2-Piece Outside Corner Post Cap

Installed over 2-Piece Outside Corner Post Base. Works best with Board & Batten. 10 ft length.

10 pc/ctn

OCPS2P _____ Boxes

OCPS2PHD2 _____ Boxes

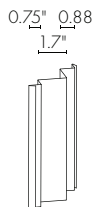


M 2-Piece Outside Corner Post Base

Installed at the outside corner of the wall, allowing siding to be inserted on both sides. Works best with Board & Batten. 10 ft length.

10 pc/ctn

OCPB _____ Boxes



N 3" Starter Strip

Secures the first row of panels to the wall. Needed for both lap and Board & Batten applications. 10 ft length.

25 pc/ctn

3SSGAL _____ Boxes

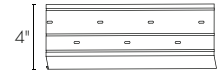


N 4" Starter Strip

Secures the first row of panels to the wall. Needed for both lap and Board & Batten applications. 10 ft length.

25 pc/ctn

4SSGAL _____ Boxes



Touch-Up Paint

1 pc/ctn

BRUSH _____ Bottle

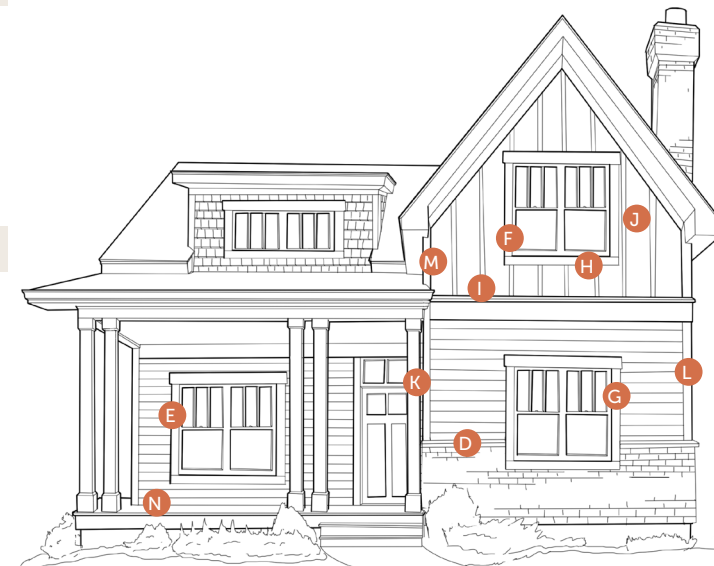
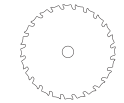
BRUSHHD2 _____ Bottle



Saw Blade

1 pc/ctn

7.25SSB _____ Blades





1

Select color.

HD3 WOODGRAINS

- 109 Cedar [CDR]
- 106 Timber Ash [TASH]
- 108 Weathered Wood [WWD]

2

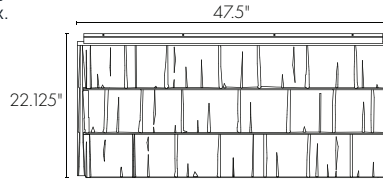
List quantities needed in the spaces below.

A Shake Sidewall

Face of panel is 22.125" tall by 47.5" wide.
Coverage is 58 sq./ft. per box.

8 pc/ctn
14 pc = 1 square

SHK _____ Boxes

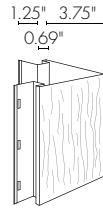


B 1-Piece Outside Corner Post

Installed at the outside corner of the wall, allowing siding to be inserted on both sides.
10 ft length.

10 pc/ctn

OCPSSHK _____ Boxes

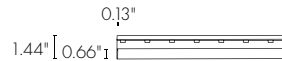


C 5/8" Undersill

Use to cover cut edge of panel. Not embossed. 12 ft length.

25 pc/ctn

UTSSHK _____ Boxes

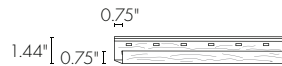


D 3/4" J-Channel

Installed around windows and doors, also used to cap the last row of panels. 12 ft length.

25 pc/ctn

J75SSHK _____ Boxes

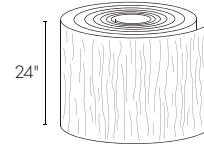


E 24" x 25 ft Trim Coil

TruCedar embossed trim coil used for custom flashing.

1 roll/ctn

T25GSHK _____ Boxes

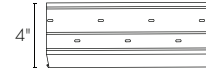


F 4" Shake Starter Strip

Secures the first row of panels to the wall.
10 ft length.

20 pc/ctn

4SHKSSGAL _____ Boxes



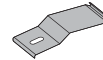
Retention Clip

1 clip needed per panel. Use with Shake Sidewall only. Holds vertical lap when installing panels.

50 pc/ctn

MRC1.25G50 _____ Boxes (Gray)

MRC1.25BLK50 _____ Boxes (Black)



Use with:
109 Cedar



Use with:
106 Weathered Wood
108 Timber Ash

1 1/4" Mill Screw

250 pc/ctn

MRS1.25MILL250 _____ Boxes



Touch-Up Paint

1 pc/ctn

BRUSH _____ Bottle

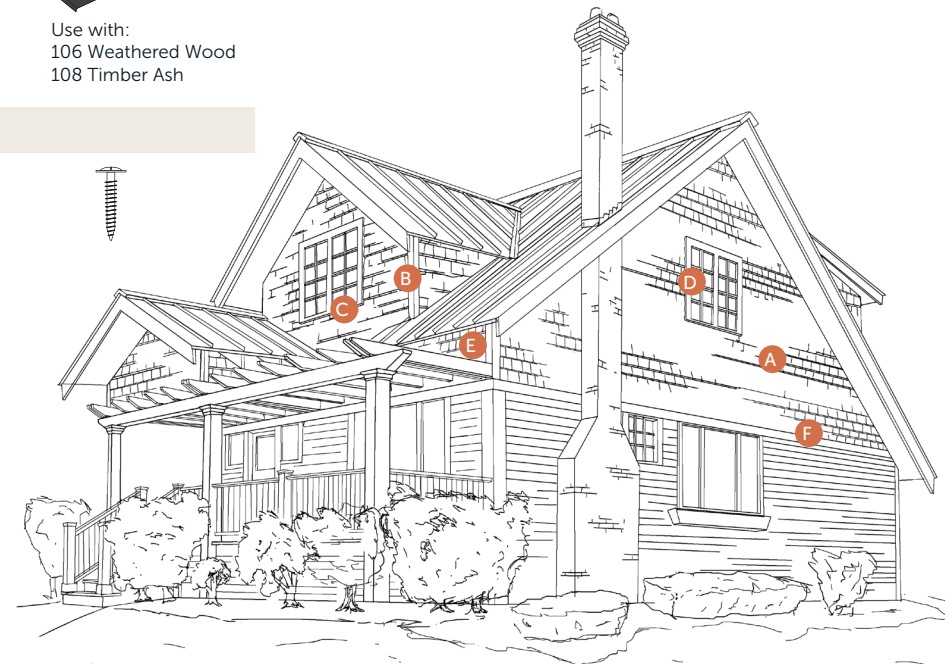
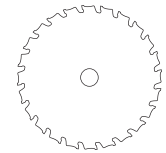
BRUSHHD2 _____ Bottle



Saw Blade

1 pc/ctn

7.25SSB _____ Blades



All quantities to complete installation need to be verified by contractor and/or Installer. Quality Edge will only honor ordered amounts.