

Patents

VESTA STEEL SIDING®

U.S. Patents: 10,508,455 | 10,760,282

U.K. Patent: 2,588,713

Canadian Patent Pending

SHAKE SIDEWALL

U.S. Patents: 9,097,019 | 9,181,702 | 9,181,703 | 9,181,704

Copyrights

© Sand Dollar Woodgrain Artwork VAu1-378-183

© Driftwood Woodgrain Artwork VAu1-378-232

© Autumn Thistle Woodgrain Artwork VAu1-378-233

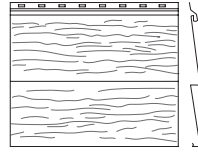
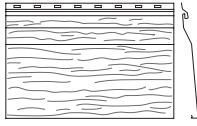
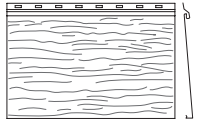
© Gilded Grain Woodgrain Artwork VAu 1-382-425

Building Codes & Best Practices

R703.3 Wall covering nominal thickness and attachments. The nominal thickness and attachment of exterior wall coverings shall be in accordance with Table R703.3, the wall covering material requirements of this section and the wall covering manufacturer's installation instructions.

SOURCE: IRC 2018

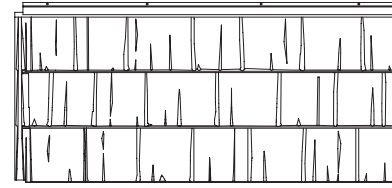
STEEL
SIDING



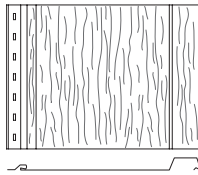
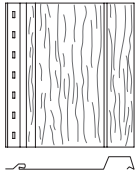
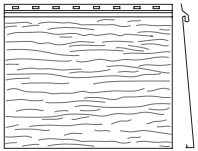
TRUCEDAR®
Single 6"
S6S & S6SHD2
Steel 0.016"

TRUCEDAR®
Single 6" Dutch Lap
S6DLS & S6DLSHD2
Steel 0.016"

TRUCEDAR®
Double 4"
D4S & D4SHD2
Steel 0.016"





TRUCEDAR®
Shake Sidewall
SHK
Steel 0.016"



TRUCEDAR®
Single 8"
S8S & S8SHD2
Steel 0.016"

TRUCEDAR®
6" Board & Batten
6BBS & 6BBSHD2
Steel 0.016"

TRUCEDAR®
10" Board & Batten
10BBS & 10BBSHD2
Steel 0.016"



VESTA
5" Plank - Solid
5PS12
Steel 0.020"

VESTA
5" Plank - Woodgrain
5PS8HD3
Steel 0.020"

Siding that runs horizontally across your house from end to end is sometimes referred to as HORIZONTAL SIDING or LAP SIDING. Contractors generally use the words clapboard, lap siding and horizontal siding interchangeably.

DUTCH LAP SIDING has a simulated notch/bend along the top edge on the board or panel, which produces a distinct look that simulates a hand-cut notch in each board. Years ago, homeowners wanted more options than just the standard siding, so a carpenter would hand carve the notch along the top of each board. Since it was hand carved, the siding's beveled profile creates more shadowing, which can give a home a more complex texture and elevated design.

BOARD & BATTEN or VERTICAL SIDING is derived from the look of alternating wide boards and narrow wooden strips, called battens, and is traditionally made from wood. TruCedar Board & Batten siding provides the crisp look of real wood, without the need for scraping and repainting.

TruCedar® SHAKE SIDEWALL provides the natural beauty of real wood shake without the maintenance. Use it as an accent for dormers and peaks, under porches, or as a whole house application.

Vesta PLANK inspired by the beautiful aesthetic of shiplap, with solid and truly realistic woodgrains. Vesta Steel Siding® is engineered to deliver the weather-resistant performance of shiplap, with the added durability and benefit of no-maintenance steel siding.

VESTA STEEL SIDING®




Colors Featured: 480 Autumn Thistle [ATHS] & 463 Coal [COAL]


Real steel. Real deal.

Designed to challenge the status quo Vesta Steel Siding® is competitive in every way to the classic and upkeep-heavy, wood shiplap. Long and narrow panel seams create a subtle horizontal reveal for a distinctive building aesthetic, guaranteed to spark conversation.


With eleven colorful solid hues and six hand-painted HD3 woodgrains to choose from, the focus of the palette is designed to provide simple, inspiring, and limitless color pairings and assembly options to suit anyone with a taste for the bold.



Each color consists of six unique grain configurations designed to resemble the natural variation of stained woods that results when several features interact, including irregular grain, rays and color deposits on the surface of wood. And like real wood, it looks great up-close and at a distance.



From Left to Right:
 Row 1: 484 Dark Espresso [DRKE], 481 Driftwood [DFWD], 483 Sand Dollar [SNDRI],
 Row 2: 480 Autumn Thistle [ATHS], 485 Aged Walnut [AWAL], 482 Gilded Grain [GILD]







From Left to Right:

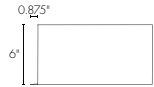

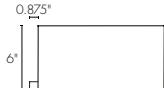
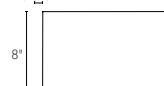
Row 1: 463 Coal [COAL], 414 Ironstone [IRNS], 462 Silver Lining [SVRL], 280 White [W]

Row 2: 470 Midnight Blue [MNBLU], 467 Evening Shade [EVES], 466 Tourmaline [TOUR], 465 Sea Glass [SEAG]

Row 3: 468 Fawn [FAWN], 469 Fresh Canvas [FCAN], 503 Eggshell [EGG]

**Vesta
Steel Siding®
& Accessories**

DESCRIPTION	SKU	METAL/ THICKNESS	FINISH	LENGTH & SHIPPING
5" Plank HD3 Woodgrain	5PS8HD3	Steel 0.020"	HD3 Woodgrain: Kynar® 500 CarbonTech90	8 ft length 15 pc/ctn 72 lb/ctn 36 carton 8 pallet ½ square
				
5" Plank Solid	5PS12	Steel 0.020"	Solid: Kynar	12 ft length 10 pc/ctn 71 lb/ctn 36 carton 8 pallet ½ square
				
5" Plank Soffit	HD3 Woodgrain Full Vent 5PS8HD3V	Steel 0.020"	HD3 Woodgrain: Kynar® 500 CarbonTech90	8 ft length 15 pc/ctn 65 lb/ctn 36 carton 8 pallet ½ square
				
	HD3 Woodgrain Solid 5PS8HD3	Steel 0.020"	HD3 Woodgrain: Kynar® 500 CarbonTech90	8 ft length 15 pc/ctn 72 lb/ctn 36 carton 8 pallet ½ square
				

DESCRIPTION	SKU	METAL/ THICKNESS	FINISH	LENGTH & SHIPPING
6" Vesta Fascia Standard	6FSVS 6FSVSHD3	Steel 0.016"	Solid: Kynar HD3 Woodgrain: Kynar 500 CarbonTech90	10 ft length 6 pc/ctn 47 lb/ctn 30 carton 8 pallet
				
8" Vesta Fascia Standard	8FSVS 8FSVSHD3	Steel 0.016"	Solid: Kynar HD3 Woodgrain: Kynar 500 CarbonTech90	10 ft length 6 pc/ctn 51 lb/ctn 30 carton 8 pallet
				
6" Vesta Fascia & Lock Architectural	6FSVSL 6FSVSLHD3	Steel 0.016"	Solid: Kynar HD3 Woodgrain: Kynar 500 CarbonTech90	10 ft length 6 pc/ctn 47 lb/ctn 30 carton 8 pallet
				
8" Vesta Fascia & Lock Architectural	8FSVSL 8FSVSLHD3	Steel 0.016"	Solid: Kynar HD3 Woodgrain: Kynar 500 CarbonTech90	10 ft length 6 pc/ctn 51 lb/ctn 30 carton 8 pallet
				

COLORS

SOLID COLORS

463 Coal [COAL]	470 Midnight Blue [MNBLU]
503 Eggshell [EGG]	465 Sea Glass [SEAG]
467 Evening Shade [EVES]	462 Silver Lining [SVRL]
468 Fawn [FAWN]	466 Tourmaline [TOUR]
469 Fresh Canvas [FCAN]	280 White [W]
414 Ironstone [IRNS]	

HD3 WOODGRAIN COLORS

485 Aged Walnut [AWAL]
480 Autumn Thistle [ATHS]
484 Dark Espresso [DRKE]
481 Driftwood [DFWD]
482 Gilded Grain [GILD]
483 Sand Dollar [SNDR]

VESTA | ACCESSORIES CONTINUED

DESCRIPTION	SKU	METAL/ THICKNESS	FINISH	LENGTH & SHIPPING
<p>Large Outside Corner Post</p>	OCPVS OCPVSHD3	Steel 0.020"	Solid: Kynar HD3 Woodgrain: Kynar 500 CarbonTech90	10 ft length 6 pc/ctn 54 lb/ctn 12 carton 10 pallet
<p>Outside Corner Post</p>	OCPSP OCPSPHD3	Steel 0.016"	Solid: Kynar HD3 Woodgrain: Kynar 500 CarbonTech90	10 ft length 10 pc/ctn 42 lb/ctn 20 carton 8 pallet
<p>Inside Corner Block</p>	ICBPS ICBHD3	Steel 0.016"	Solid: Kynar HD3 Woodgrain: Kynar 500 CarbonTech90	10 ft length 10 pc/ctn 24 & 27 lb/ctn 20 carton 8 pallet
<p>Drip Cap</p>	DCP DCPHD3	Steel 0.016"	Solid: Kynar HD3 Woodgrain: Kynar 500 CarbonTech90	10 ft length 10 pc/ctn 21 lb/ctn 15 carton 8 pallet
<p>L-Flashing</p>	L58S L58SHD3	Steel 0.016"	Solid: Kynar HD3 Woodgrain: Kynar 500 CarbonTech90	10 ft length 25 pc/ctn 34 lb/ctn 40 carton 8 pallet

DESCRIPTION	SKU	METAL/ THICKNESS	FINISH	LENGTH & SHIPPING
<p>Brick Ledge Flashing</p>	BLFP BLFPHD3	Steel 0.016"	Solid: Kynar HD3 Woodgrain: Kynar 500 CarbonTech90	10 ft length 10 pc/ctn 28 lb/ctn 40 carton 8 pallet
<p>Plank Starter Strip</p>	PSS PSSH3	Steel 0.016"	Solid: Kynar HD3 Woodgrain: Kynar 500 CarbonTech90	10 ft length 10 pc/ctn 49 lb/ctn 40 carton 8 pallet
<p>H-Channel</p>	5HCP 5HCPHD3	Steel 0.016"	Solid: Kynar HD3 Woodgrain: Kynar 500 CarbonTech90	10 ft length 10 pc/ctn 26 lb/ctn 15 carton 8 pallet
<p>J-Channel</p>	J5P J5PHD3	Steel 0.016"	Solid: Kynar HD3 Woodgrain: Kynar 500 CarbonTech90	12 ft length 25 pc/ctn 48 lb/ctn 40 carton 8 pallet

COLORS

SOLID COLORS

463 Coal [COAL]	470 Midnight Blue [MNBLU]
503 Eggshell [EGG]	465 Sea Glass [SEAG]
467 Evening Shade [EVES]	462 Silver Lining [SVRL]
468 Fawn [FAWN]	466 Tourmaline [TOUR]
469 Fresh Canvas [FCAN]	280 White [W]
414 Ironstone [IRNS]	

HD3 WOODGRAIN COLORS

485 Aged Walnut [AWAL]
480 Autumn Thistle [ATHS]
484 Dark Espresso [DRKE]
481 Driftwood [DFWD]
482 Gilded Grain [GILD]
483 Sand Dollar [SNDR]

VESTA | ACCESSORIES CONTINUED

DESCRIPTION	SKU	METAL/ THICKNESS	FINISH	LENGTH & SHIPPING
Support Trim 	PST	Steel 0.016"	Solid: Kynar HD3 Woodgrain: Kynar 500 CarbonTech90	10 ft length 10 pc/ctn 16 lb/ctn 15 carton 8 pallet

Utility Trim 	UTS UTSHD3	Steel 0.016"	Solid: Kynar HD3 Woodgrain: Kynar 500 CarbonTech90	12 ft length 25 pc/ctn 40 lb/ctn 40 carton 8 pallet
------------------	---------------	-----------------	---	---

14.77" x 30 ft Trim Coil 	T1430SM T1430SMHD3	Steel 0.016"	Solid: Kynar HD3 Woodgrain: Kynar 500 CarbonTech90	30 ft length 1 roll 29 lb/ctn 32 carton 26 pallet
------------------------------	-----------------------	-----------------	---	---

DESCRIPTION	SKU	FINISH	LENGTH & SHIPPING	COLOR AVAILABILITY
Touch-Up Paint 	BRUSH BRUSHHD3	PVDF	1 pc/ctn	463 Coal [COAL] 503 Eggshell [EGG] 467 Evening Shade [EVES] 468 Fawn [FAWN] 469 Fresh Canvas [FCAN] 414 Ironstone [IRNS] 470 Midnight Blue [MNBLU] 465 Sea Glass [SEAG] 462 Silver Lining [SVRL] 466 Tourmaline [TOUR] 280 White [W] 485 Aged Walnut [AWAL] 480 Autumn Thistle [HD2ENG] 484 Dark Espresso [DRKE] 481 Driftwood [GDSK] 482 Gilded Grain [GILD] 483 Sand Dollar [SVRL]

Saw Blade 	7.25SSB	Carbide Tipped Blade	1 pc/ctn	
---------------	---------	-------------------------	----------	--

COLORS

SOLID COLORS

463 Coal [COAL]	470 Midnight Blue [MNBLU]
503 Eggshell [EGG]	465 Sea Glass [SEAG]
467 Evening Shade [EVES]	462 Silver Lining [SVRL]
468 Fawn [FAWN]	466 Tourmaline [TOUR]
469 Fresh Canvas [FCAN]	280 White [W]
414 Ironstone [IRNS]	

HD3 WOODGRAIN COLORS

485 Aged Walnut [AWAL]
480 Autumn Thistle [ATHS]
484 Dark Espresso [DRKE]
481 Driftwood [DFWD]
482 Gilded Grain [GILD]
483 Sand Dollar [SNDR]



1. Plank Panel
8 ft woodgrain panels and 12 ft solid panels

2. Plank Starter Strip
Secures the first row of panels to the wall. Color matched starter strip for the panels to hook into.

3. Outside Corner Post
Installed at the outside corner of the wall, allowing siding to be inserted on both sides.

4. Inside Corner Block
Used to flash inside corners. Use with or without J-Channel.

5. J-Channel
Installed around windows and doors, also used to cap the last row of panels.

6. L-Flashing
Install as an alternative to J-Channel on the sides of windows or doors.

7. Plank Drip Cap
Installed above windows and doors to keep water away. Also used as a starter when installing panels vertical. Drip Cap is color matched.

8. Trim Coil
Used to make custom parts and flashing on site.

9. Support Trim
Used to support the last row of panels, must be installed inside of J-channel, the cut piece of siding is inserted in between the support trim and J-channel.

Utility Trim
Covers or caps trimmed panels.

Brick Ledge Flashing
Installed over a brick or stone wall transition to keep water out.

H-Channel
Used as a transition/seam from solid or woodgrain finish on the wall.

TRUCEDAR®

STEEL SIDING



Color Featured: M15 Napa Vine [NAP]


A tru difference maker.

Quality Edge believes in manufacturing innovation that endures from materials that last. TruCedar® Steel Siding utilizes one of the strongest, most versatile and recyclable materials on our planet, reducing your carbon footprint and safeguarding against costly repairs.

From pencil sketch to finished profile, our entire siding collection was expertly engineered to blend the best of both durability and aesthetic. TruCedar Siding's steel core provides unmatched impact resistance that doesn't crack, melt or wick water like other siding materials and perfectly mimics the look of real wood siding in a range of curated color options.



TRUCEDAR® SOLID COLORS



TRUCEDAR® HD2 COLORS



From Left to Right:

Row 1: 411 Cottage Red [CRED], 307 Ripe Olive [RO], 470 Midnight Blue [MNBLU], 405 Foothill Blue [FHB], 467 Evening Shade [EVES]

Row 2: 425 Statuary Bronze [STB], 414 Ironstone [IRNS], 415 Gray Dusk [GDSK], 462 Silver Lining [SVRL], 805 Pewter [P805], 280 White [W]

Row 3: 410 Thatch [THA], 468 Fawn [FAWN] 509 Norwood [NOR], 401 Bennington Beige [BENB], 469 Fresh Canvas [FCAN], 503 Eggshell [EGG]

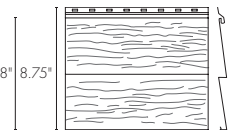

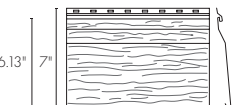
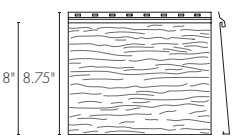
Row 5: 106 Timber Ash [TASH], M15 Napa Vine [NAP], 109 Cedar [CDR]

Row 6: M17 English Saddle [ENG], M16 Cider Mill [CID], 416 Spruce [SPR], 108 Weathered Wood [WWD]



From Top to Bottom:
106 Timber Ash [TASH]
108 Weathered Wood [WWD]
109 Cedar [CDR]

**TruCedar®
Steel Siding
& Accessories**

DESCRIPTION	SKU	METAL/ THICKNESS	FINISH	LENGTH & SHIPPING
Double 4" 	D4S D4SHD2	Steel 0.016"	Kynar CarbonTech60	12 ft 6 1/2" ft length 12 pc/ctn 94 lb/ctn 32 carton 8 pallet 1 square
Single 6" 	S6S S6SHD2	Steel 0.016"	Kynar CarbonTech60	12 ft 6 1/2" ft length 8 pc/ctn 60 lb/ctn 30 carton 8 pallet 1/2 square
Single 6" Foam Backed	S6FBS S6FBSHD2	Steel 0.016"	Kynar CarbonTech60	
Single 6" Dutch Lap 	S6DLS S6DLSHD2	Steel 0.016"	Kynar CarbonTech60	12 ft 6 1/2" ft length 8 pc/ctn 60 lb/ctn 30 carton 8 pallet 1/2 square
Single 6" Dutch Lap Foam Backed	S6DLFBS S6DLFBSHD2	Steel 0.016"	Kynar CarbonTech60	
Single 8" 	S8S S8SHD2	Steel 0.016"	Kynar CarbonTech60	12 ft 6 1/2" ft length 12 pc/ctn 88 lb/ctn 30 carton 8 pallet 1 square

COLORS

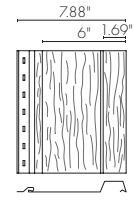
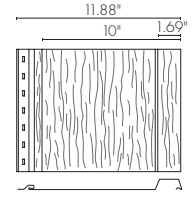
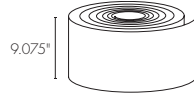
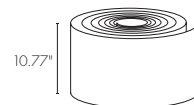
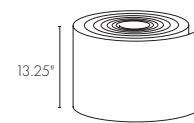
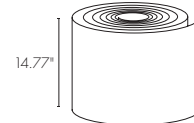
SOLID COLORS

- 401 Bennington Beige [BENB]
- 411 Cottage Red [CREd]
- 503 Eggshell [EGG]
- 467 Evening Shade [EVES]
- 468 Fawn [FAWN]
- 405 Foothill Blue [FHB]
- 469 Fresh Canvas [FCAN]
- 415 Gray Dusk [GDSK]

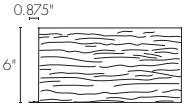
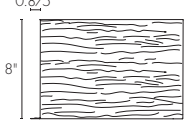
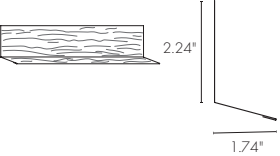
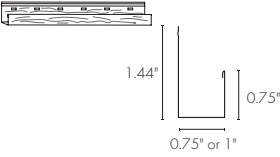
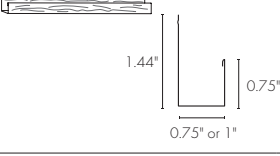
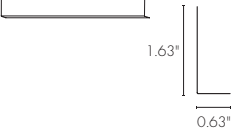
- 414 Ironstone [IRNS]
- 470 Midnight Blue [MNBLU]
- 509 Norwood [NOR]
- 805 Pewter [P805]
- 307 Ripe Olive [RO]
- 462 Silver Lining [SVRL]
- 425 Statuary Bronze [STB]
- 410 Thatch [THA]
- 280 White [W]

HD2 WOODGRAIN COLORS

- 109 Cedar [CDR]
- M16 Cider Mill [CID]
- M17 English Saddle [ENG]
- M15 Napa Vine [NAP]
- 416 Spruce [SPR]
- 106 Timber Ash [TASH]
- 108 Weathered Wood [WWD]

DESCRIPTION	SKU	METAL/ THICKNESS	FINISH	LENGTH & SHIPPING
6" Board & Batten 	6BBS 6BBSHD2	Steel 0.016"	Kynar CarbonTech60	10 ft length 10 pc/ctn 62 lb/ctn 30 carton 8 pallet 1/2 square
10" Board & Batten 	10BBS 10BBSHD2	Steel 0.016"	Kynar CarbonTech60	10 ft length 6 pc/ctn 56 lb/ctn 30 carton 8 pallet 1/2 square
9.075" Seamless Siding 	SSC9.075 SSC9.075HD2	Steel 0.016"	Kynar CarbonTech60	1 roll 500 lb/roll 1 carton 55 pallet
10.77" Seamless Siding 	SSC10.77 SSC10.77HD2	Steel 0.016"	Kynar CarbonTech60	1 roll 700 lb/roll 1 carton 55 pallet
13.25" Seamless Siding 	SSC13.25 SSC13.25HD2	Steel 0.016"	Kynar CarbonTech60	1 roll 700 lb/roll 1 carton 55 pallet
14.77" Seamless Siding 	SSC14.77 SSC14.77HD2	Steel 0.016"	Kynar CarbonTech60	1 roll 700 lb/roll 1 carton 55 pallet

TRUCEDAR® | ACCESSORIES

DESCRIPTION	SKU	METAL/ THICKNESS	FINISH	LENGTH & SHIPPING
6" TruCedar® Fascia 	6FSS 6FSSHD2	Steel 0.016"	Kynar CarbonTech60	12 ft length 10 pc/ctn 54 lb/ctn 30 carton 8 pallet
8" TruCedar® Fascia 	8FSS 8FSSHD2	Steel 0.016"	Kynar CarbonTech60	12 ft length 10 pc/ctn 69 lb/ctn 30 carton 8 pallet
Brick Ledge Flashing 	BLF BLFHD2	Steel 0.016"	Kynar CarbonTech60	10 ft length 10 pc/ctn 24 lb/ctn 40 carton 8 pallet
(0.75") ¾" J-Channel 	J75S J75SHD2	Steel 0.016"	Kynar CarbonTech60	12 ft length 25 pc/ctn 54 lb/ctn 40 carton 8 pallet
1" J-Channel 	J1S J1SHD2	Steel 0.016"	Kynar CarbonTech60	10 ft length 25 pc/ctn 41 lb/ctn 40 carton 8 pallet
(0.625") 5/8" L-Channel (Not Embossed) 	L58S L58SHD2	Steel 0.016"	Kynar CarbonTech60	10 ft length 25 pc/ctn 34 lb/ctn 40 carton 8 pallet

COLORS

SOLID COLORS

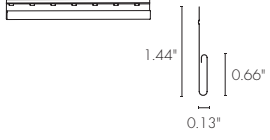
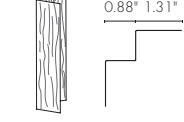
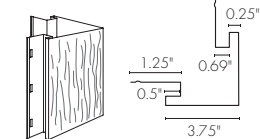
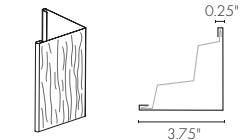
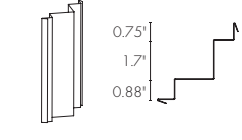
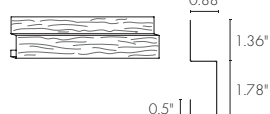
401 Bennington Beige [BENB]
411 Cottage Red [CRED]
503 Eggshell [EGG]
467 Evening Shade [EVES]
468 Fawn [FAWN]
405 Foothill Blue [FHB]
469 Fresh Canvas [FCAN]
415 Gray Dusk [GDSK]

414 Ironstone [IRNS]
470 Midnight Blue [MNBLU]
509 Norwood [NOR]
805 Pewter [P805]
307 Ripe Olive [RO]
462 Silver Lining [SVRL]
425 Statuary Bronze [STB]
410 Thatch [THA]
280 White [W]

HD2 WOODGRAIN COLORS

109 Cedar [CDR]
M16 Cider Mill [CID]
M17 English Saddle [ENG]
M15 Napa Vine [NAP]
416 Spruce [SPR]
106 Timber Ash [TASH]
108 Weathered Wood [WWD]

TRUCEDAR® | ACCESSORIES

DESCRIPTION	SKU	METAL/ THICKNESS	FINISH	LENGTH & SHIPPING
(0.625") 5/8" Undersill (Not Embossed) 	UTS UTSHD2	Steel 0.016"	Kynar CarbonTech60	12 ft length 25 pc/ctn 40 lb/ctn 40 carton 8 pallet
1-Piece Inside Corner Block 	ICB ICBHD2	Steel 0.016"	Kynar CarbonTech60	10 ft length 10 pc/ctn 24 lb/ctn 15 carton 8 pallet
1-Piece Outside Corner Post Corner Post 	OCPS OCPSHD2	Steel 0.016"	Kynar CarbonTech60	10 ft length 10 pc/ctn 78 lb/ctn 15 carton 8 pallet
2-Piece Outside Corner Post Cap 	OCPS2P OCPS2PHD2	Steel 0.016"	Kynar CarbonTech60	10 ft length 10 pc/ctn 47.5 lb/ctn 15 carton 8 pallet
2-Piece Outside Corner Post Base 	OCPB	Steel 0.016"	Kynar CarbonTech60	10 ft length 10 pc/ctn 44 lb/ctn 15 carton 8 pallet <i>Black only</i>
Batten Trim (Used for Board & Batten) 	BT10 BT10HD2	Steel 0.016"	Kynar CarbonTech60	10 ft length 10 pc/ctn 30 lb/ctn 30 carton 8 pallet

TRUCEDAR® | ACCESSORIES

DESCRIPTION	SKU	METAL/ THICKNESS	FINISH	LENGTH & SHIPPING
Z-Flashing (Used for Board & Batten)	BBZT10 BBZT10HD2	Steel 0.016"	Kynar CarbonTech60	10 ft length 10 pc/ctn 18 lb/ctn 40 carton 8 pallet
14.77" x 30 ft Trim Coil (TruCedar Embossed)	T1430S T1430SHD2	Steel 0.016"	Kynar CarbonTech60	30 ft length 1 roll 29 lb/ctn 40 carton 8 pallet
3" Starter Strip	3SSGAL	Steel 0.0155"	Mill	10 ft length 25 pc/ctn 40 lb/ctn 72 carton 10 pallet
4" Starter Strip	4SSGAL	Steel 0.0155"	Mill	10 ft length 20 pc/ctn 48 lb/ctn 63 carton 10 pallet
Touch-Up Paint	BRUSH BRUSHHD2	-	PVDF	1 pc
Saw Blade	7.25SSB	-	Carbide Tipped Blade	1 pc

COLORS

SOLID COLORS

401 Bennington Beige [BENB]
411 Cottage Red [CREG]
503 Eggshell [EGG]
467 Evening Shade [EVES]
468 Fawn [FAWN]
405 Foothill Blue [FHB]
469 Fresh Canvas [FCAN]
415 Gray Dusk [GDSK]

414 Ironstone [IRNS]
470 Midnight Blue [MNBLU]
509 Norwood [NOR]
805 Pewter [P805]
307 Ripe Olive [RO]
462 Silver Lining [SVRL]
425 Statuary Bronze [STB]
410 Thatch [THA]
280 White [W]

HD2 WOODGRAIN COLORS

109 Cedar [CDR]
M16 Cider Mill [CID]
M17 English Saddle [ENG]
M15 Napa Vine [NAP]
416 Spruce [SPR]
106 Timber Ash [TASH]
108 Weathered Wood [WWD]



1. Siding

Horizontal siding offered in Double 4", Single 6", Single 6" Dutch Lap and Single 8". Vertical siding offered in 6" & 10" Board and Batten profiles.

2. J-Channel

Use to cover cut edges of siding. Also used around sides and tops of windows and doors, eave line of gables, roof line of rakes, and in other areas where panel must be cut or notched.

3. L-Channel

Install as an alternative to J-Channel on the sides of windows or doors.

4. Undersill

Use to cover cut edge of panel.

5. 1 & 2-Piece Outside Corner Post

Installed at the outside corner of the wall, allowing siding to be inserted on both sides.

6. Inside Corner Block

Use to flash inside corners.

7. Trim Coil

Use for custom flashing.

8. Starter Strip

Secures the first row of panels to the wall. Needed for both lap and Board & Batten applications.

9. Batten Trim

Use at base of Board & Batten panels to close the openings of the battens. Adds an authentic look as a starter.

10. Fascia

Pre-engineered Fascia that saves time and looks great.

Z-Flashing

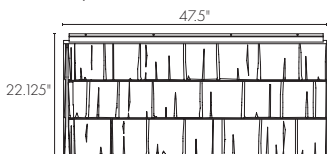
Use with Board & Batten to connect panels longer than 10 ft high.

Brick Ledge Flashing

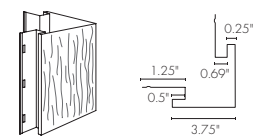
Installed over a brick or stone wall transition to keep water out.

**TruCedar®
Shake Sidewall
& Accessories**

DESCRIPTION	SKU	METAL/ THICKNESS	FINISH	LENGTH & SHIPPING
Shake Sidewall (3 course panel)	SHK	Steel 0.016"	HD3 Woodgrain: Kynar 500 CarbonTech90	47.5" W x 22.125" H 8 pc/ctn 44 lb/ctn 40 carton 22 pallet 8 pc = ½ square



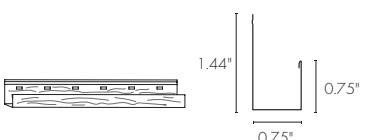
1-Piece Outside Corner Post	OCPSSHK	Steel 0.016"	Kynar CarbonTech60	10 ft length 10 pc/ctn 78 lb/ctn 15 carton 8 pallet
--------------------------------	---------	-----------------	-----------------------	---



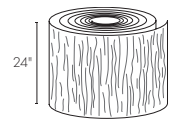
(0.625") 5/8" Undersill (Not Embossed)	UTSSHK	Steel 0.016"	Kynar CarbonTech60	12 ft length 25 pc/ctn 40 lb/ctn 40 carton 8 pallet
---	--------	-----------------	-----------------------	---



(0.75") ¾" J-Channel	J75SSHK	Steel 0.016"	Kynar CarbonTech60	12 ft length 25 pc/ctn 54 lb/ctn 40 carton 8 pallet
----------------------	---------	-----------------	-----------------------	---



DESCRIPTION	SKU	METAL/ THICKNESS	FINISH	LENGTH & SHIPPING
24" x 25 ft Trim Coil (TruCedar Embossed)	T25GSHK	Steel 0.016"	Kynar CarbonTech60	25 ft length 1 pc 41 lb/roll 48 carton




4" Shake Starter Strip	4SHKSSGAL	Steel 0.0155"	Kynar CarbonTech60	Mill 10 pc/ctn 25 lb/ctn 63 carton 10 pallet
------------------------	-----------	------------------	-----------------------	--



Retention Clip	MRC1.25G50 MRC1.25BLK50	Steel 0.025"	-	50 pc/ctn 2 lb/ctn
----------------	----------------------------	-----------------	---	-----------------------



(1.25") 1 ¼" Mill Screw	MRS1.25MILL250	-	Mill	250 pc/ctn 21 lb/ctn
----------------------------	----------------	---	------	-------------------------



COLORS

- 109 Cedar [CDR]
- 106 Timber Ash [TASH]
- 108 Weathered Wood [WWD]



- 1. Shake Sidewall
Shake sidewall panel system (3 courses high).
- 2. Outside Corner Post
Installed at the outside corner of the wall, allowing siding to be inserted on both sides.
- 3. Undersill
Use to cover cut edge of panel.
- 4. J-Channel
Use to cover cut edges of siding. Also used around sides and tops of windows and doors, eave line of gables, roof line of rakes, and in other areas where panel must be cut or notched.
- 5. Trim Coil
Use for custom flashing.
- 6. Starter Strip
Secures the first row of panels to the wall.

Retention Clip
Use with Shake Sidewall only. Holds vertical lap when installing panels.

(1.25") 1¼" Mill Screw
Use with Shake Sidewall only. 1.25" #10 zinc coated pan head.